



Magneto Tag


FEATURES

- Magneto tag operates effectively with good read range, when attached to metal.
- Rugged construction for high durability.
- Can be attached directly on iron with the help of magnet.

APPLICATIONS

- Used in asset tracking, Ware house management, Containers and Railway Coaches identification.
- Factory automation, Automotive & Security purpose.

Chip Type:	Alien Higgs 3 EPC Class 1 Gen 2	
	EPC 96 bit extendable up to 480 bits	
	User Memory 512 bit	
	Data retention of 50 years	
	Write endurance 100,000 cycles	
Mechanical:	Dimension	150 x 25 x 12 mm (thickness with magnet-21mm)
	Material	ABS
	Colour	Black
	Weight	91.3 g
Electrical:	Operating Frequency	865-868MHz, (902-928MHz also available on request)
	Operating mode	Passive (battery-less transponder)
Ingress Protection:	IP67	
Thermal:	Storage Temp.	-40°C to +85°C
	Operating Temp.	-40°C to +85°C
Part Number:	378V1	
Options:	Available with:	
	Other IC type on request	
	Other plastic material and colours e.g. PC/ABS	
	Adhesive backing for easy mounting	



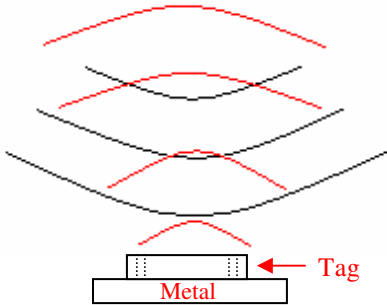
Tag Placement

- ✚ Magneto tag is polarized perpendicular to TTF logo.
- ✚ Place the tag in such a way that most of its bottom area comes in direct contact with metal.
- ✚ Ensure that there is no hindrance between the tag and the reader antenna.
- ✚ Reader antenna should be parallel to the tag length as shown in below figure:

Correct way



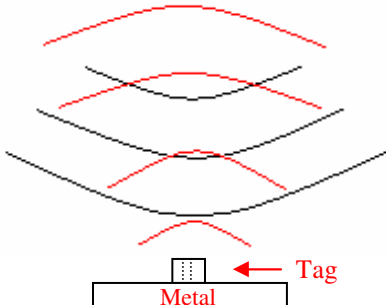
Antenna



Wrong way

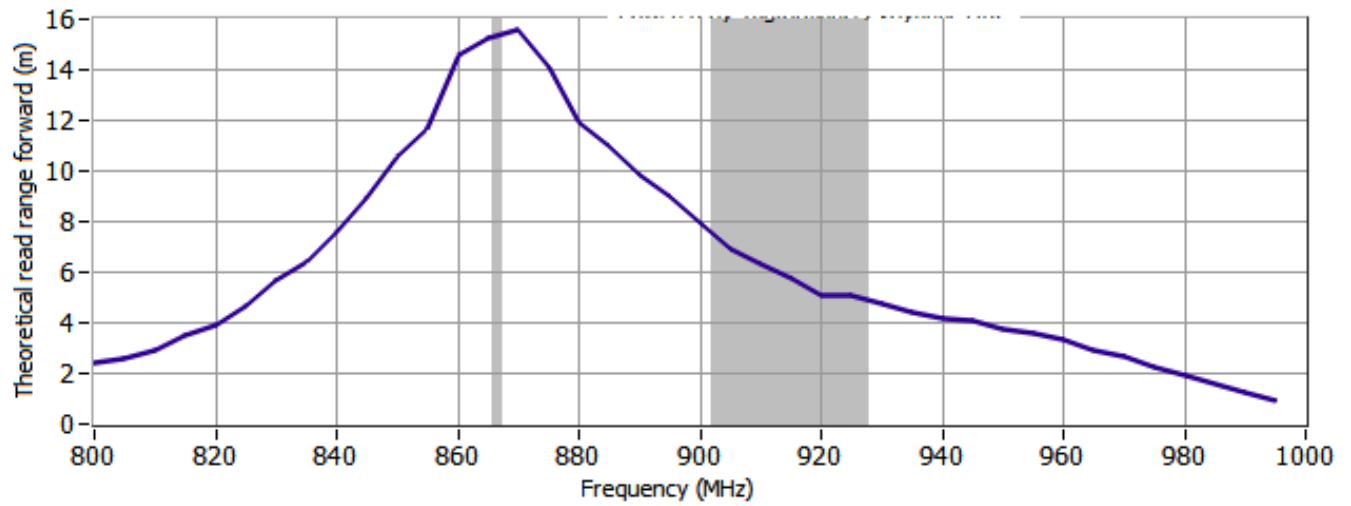


Antenna



- ✚ Tag can be attached directly on Iron with the magnet.

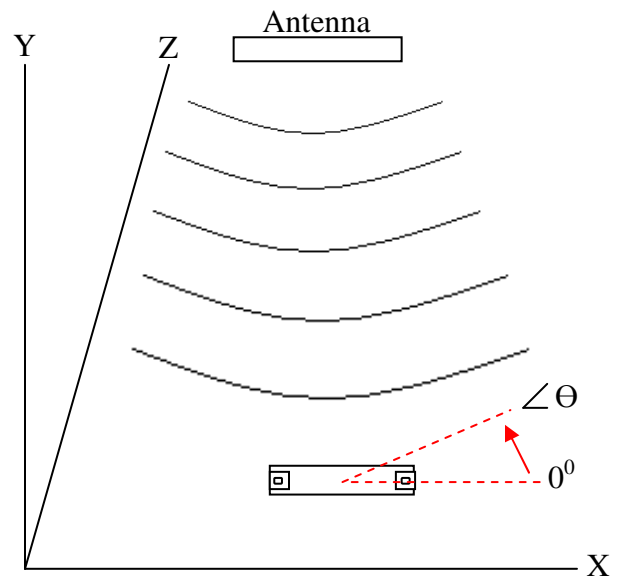
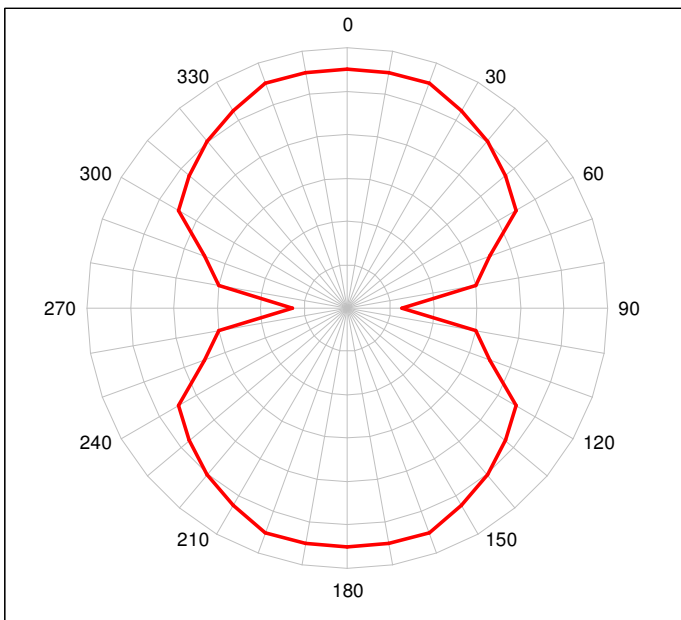
Frequency v/s Read Range Graph



Angular Sensitivity

Magneto tag's Angular Sensitivity

(Relative Read Range vs. Orientation)



Tag is rotated in the X-Y plane about the z axis