



Accessories Guide

VEHICLE-MOUNTED COMPUTERS

VH10

VC80

VC70

VEHICLE-MOUNTED COMPUTERS

Accessories Guide



VH10



VC80



VC70






ACCESSORIES GUIDE

The Zebra Technologies portfolio of accessories extends the capabilities of your **VH10**, **VC80** or **VC70**, and enables you to lower the cost of ownership of your Zebra mobile computer.

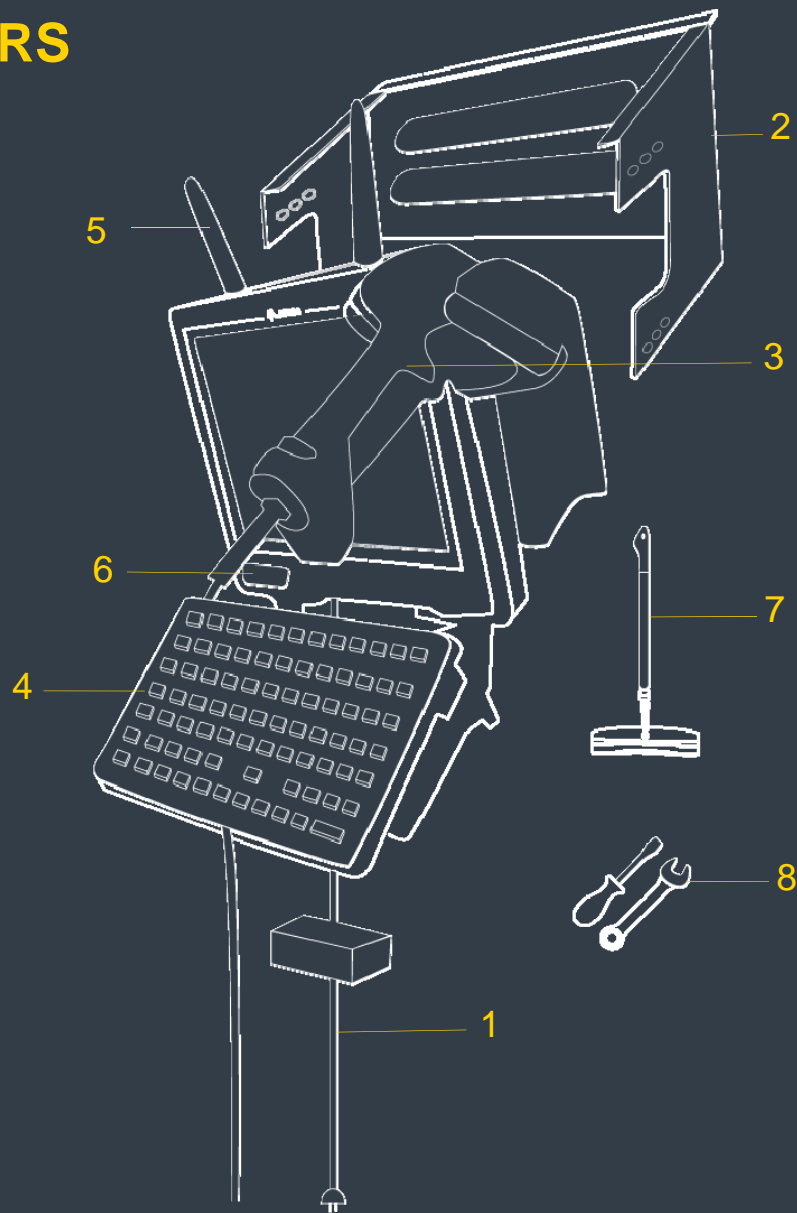
This simple step-by-step guide is designed to assist you with the selection of your accessories based on your needs and use of the computers.





VEHICLE-MOUNTED COMPUTERS INSTALL ILLUSTRATION

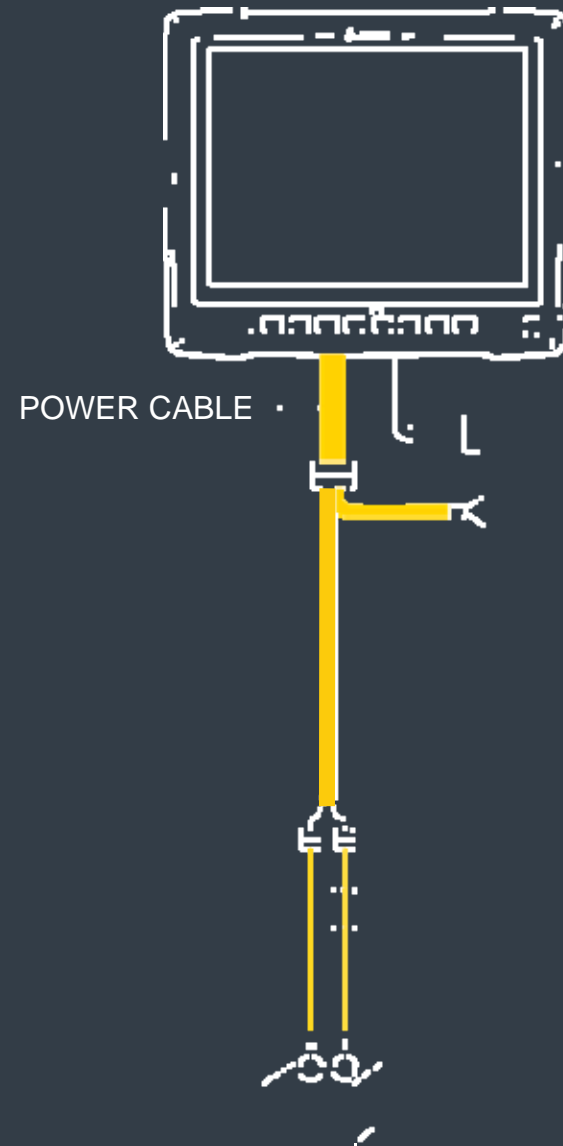
STEP	ACCESSORY	SLIDE
1	Power Supplies & Cables	6-14
2	Mounts	15-19
3	Scanners	20-22
4	Keyboards	23-26
5	Antennas	27-29
6	Voice	30-31
7	Miscellaneous	32-33
8	Service Parts	34-35

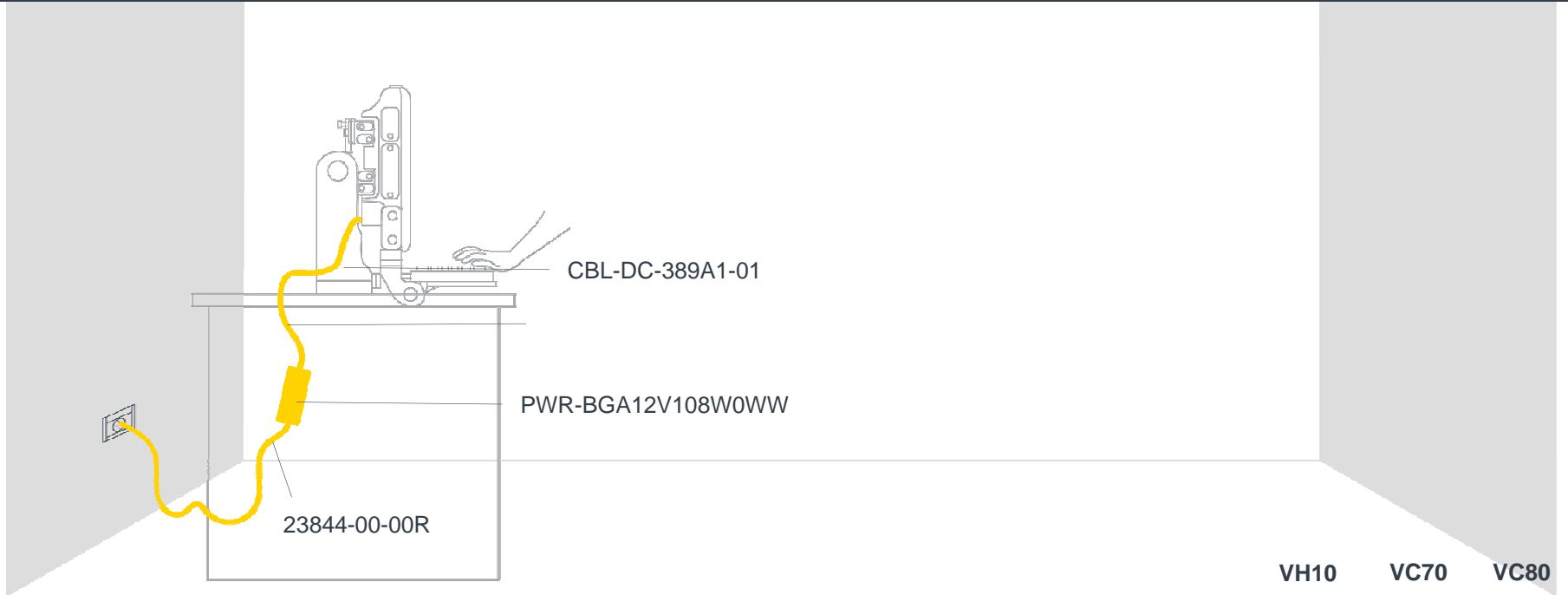









STEP 1: POWER SUPPLIES AND CABLES

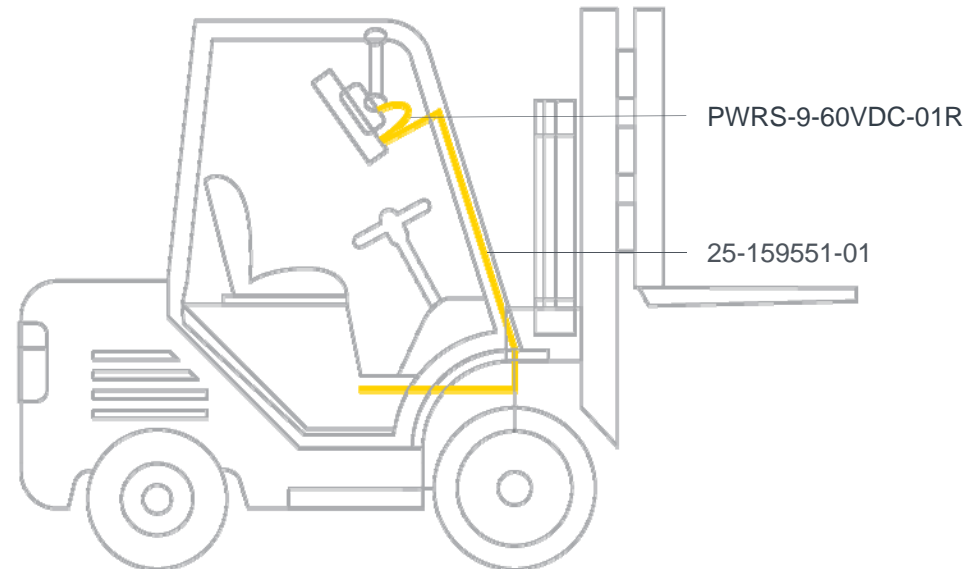
CHOOSE FROM MULTIPLE INSTALLATION CASES:

- PLUG INTO AN AC WALL OUTLET
 - VC70, VC80 OR VH10 ——— SLIDE 6
- PLUG INTO THE VEHICLE'S DC POWER
 - VC70 ——— SLIDE 7-9
 - VH10 OR VC80 ——— SLIDE 10-14





VC70, VC80 OR VH10		POWERED BY PLUGGING INTO AN AC WALL OUTLET			VH10	VC70	VC80
	AC POWER CABLE US AC line cord, 7.5 feet long, grounded, three wire for the AC power supplies PS1450 and PWR-BGA12V108W0WW. Associated Countries: United States.	ID: 23844-00-00R					
	AC POWER SUPPLY for VC70 Order country specific 3 wire grounded AC line cord separately.	ID: PWR-BGA12V108W0WW					
	DC POWER SUPPLY ADAPTER CABLE for VC70 6.5', required when the PWR-BGA12V108W0WW is used.	ID: CBL-DC-389A1-01					
	AC POWER SUPPLY for VH10 and VC80 100/240 VAC Power Supply, 12V, 6A, order AC cable separate	ID: PS1450					



VC70

VEHICLE MOUNT (DC POWER SUPPLY MOUNTED ON THE VC70)

Buy both



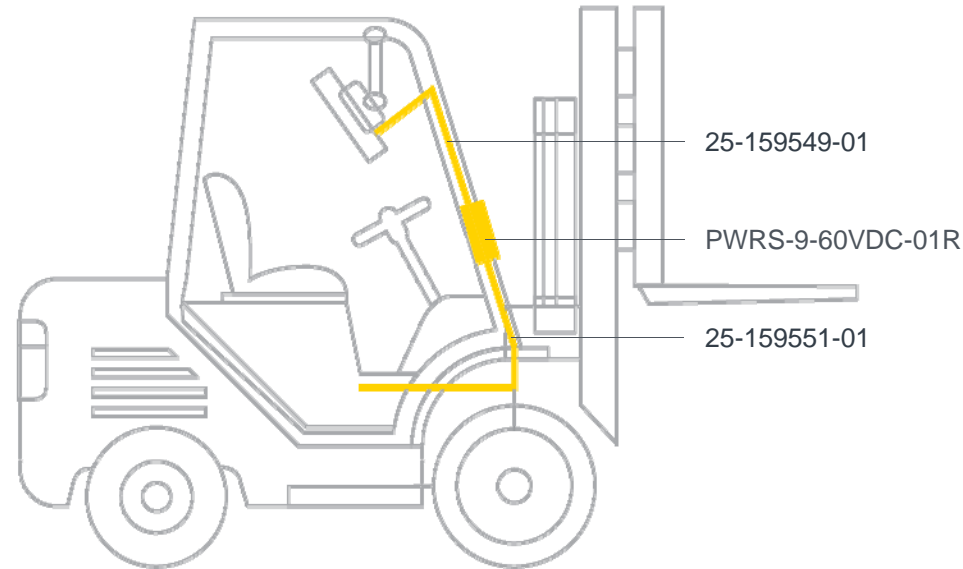
DC POWER SUPPLY | ID: PQRS-9-60VDC-01R




External DC Power supply,VC70, 9-60VDC Requires 25-159551-01 fused DC power cable to vehicle battery

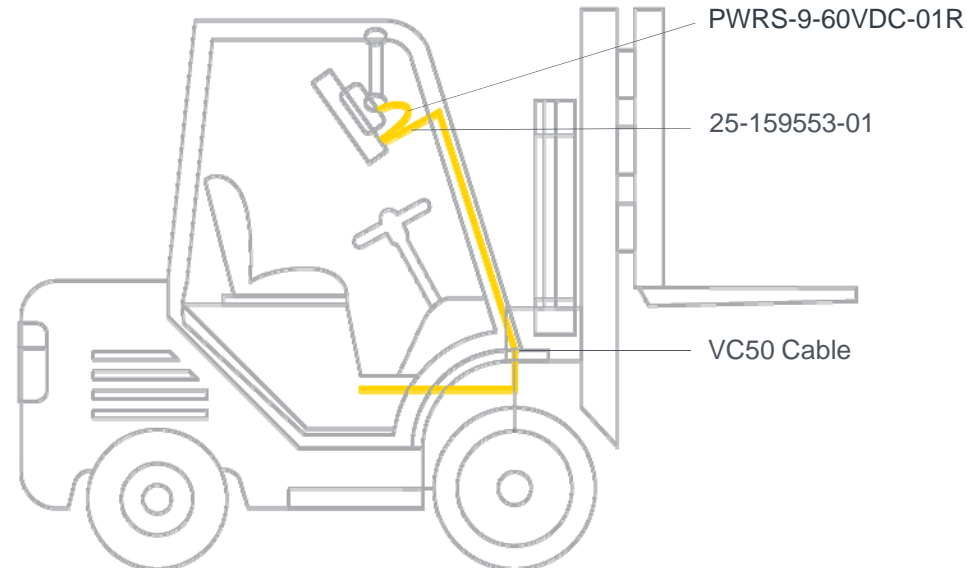


DC POWER CABLE | ID: 25-159551-01

Cable, external 9-60V DC power supply to vehicle battery, 10', includes fuse, VC70. Required for the PQRS-9-60VDC-R



VC70		VEHICLE MOUNT (DC POWER SUPPLY NOT MOUNTED ON THE VC70)
Buy all of these		EXTENSION CABLE ID: 25-159549-01 Cable, external power supply to VC70 extender. 6.5', VC70. Required when the PWRS-9-60VDC-01R is not mounted on the back of the VC70.
		DC POWER SUPPLY ID: PWRS-9-60VDC-01R External DC Power supply, VC70, 9-60VDC Requires 25-159551-01 fused DC power cable to vehicle battery
		DC POWER CABLE ID: 25-159551-01 Cable, external 9-60V DC power supply to vehicle battery, 10', includes fuse, VC70. Required for the PWRS-9-60VDC-R



VC70

VEHICLE MOUNT (WHEN REPLACING THE VC50 AND REUSING THE VC50 DC POWER CABLE)

Buy both



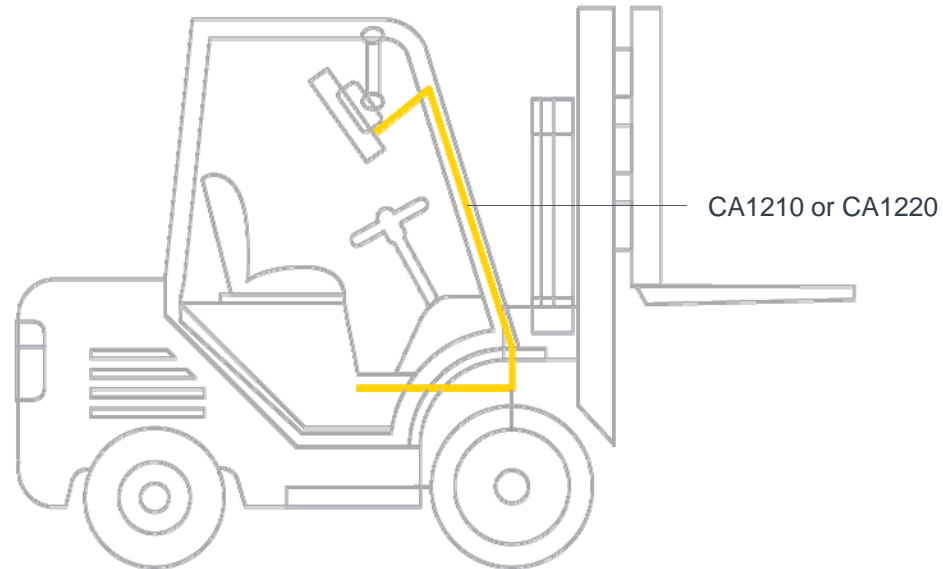
DC POWER SUPPLY | ID: PWS-9-60VDC-01R

External DC Power supply, VC70, 9-60VDC Requires 25-159551-01 fused DC power cable to vehicle battery



POWER ADAPTER CABLE | ID: 25-159553-01

Cable, external power supply to existing VC5090 power cable (25-71919-03R or 25-71919-04R), includes fuses, 2', VC70



VH10 OR VC80

VEHICLE MOUNT (POWER SUPPLY IS INSIDE THE COMPUTER)

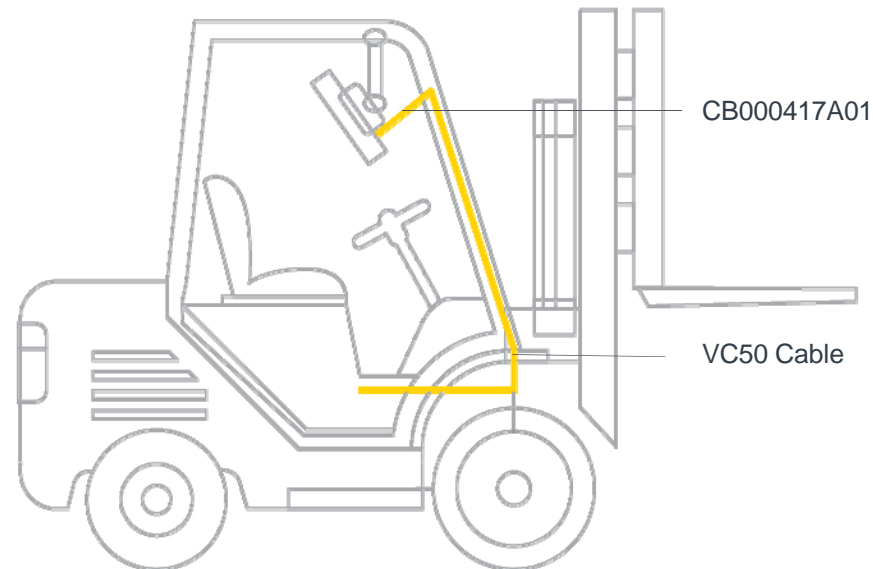
Pick one



DC POWER CABLE | ID: CA1210
Power Extension Cable, DC, 6', waterproof



DC POWER CABLE | ID: CA1220
Power Extension Cable DC, 6', waterproof - Includes Screen Blanking feature

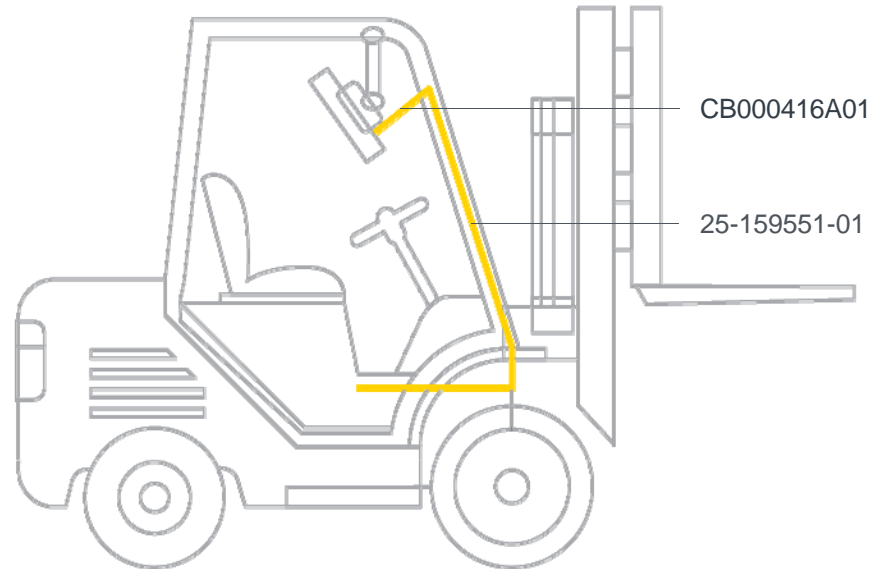


VH10 OR VC80

VEHICLE MOUNT (WHEN REPLACING VC50 AND REUSING THE VC50 DC POWER CABLE)



POWER ADAPTER CABLE | ID: CB000417A01
DC Power Adapter to VC50

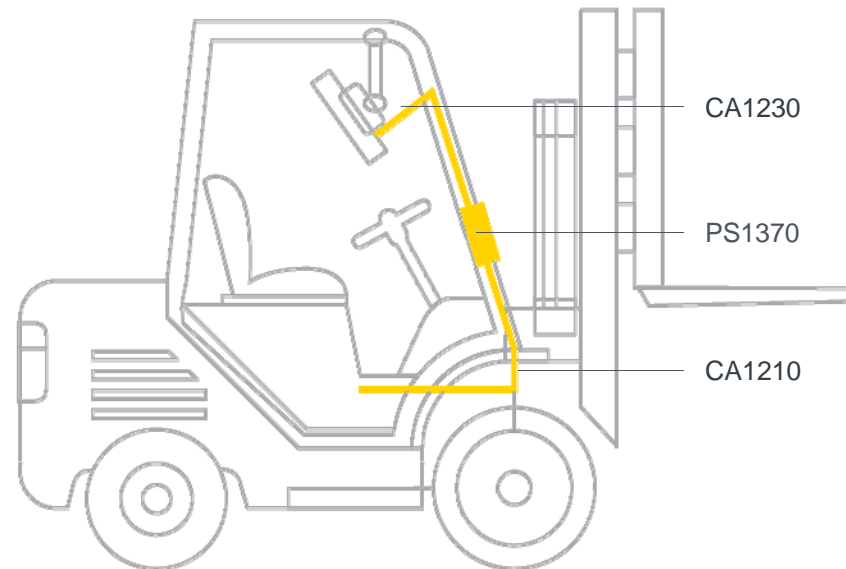


VH10 OR VC80

**VEHICLE MOUNT (WHEN REPLACING VC70 AND REUSING THE VC70
DC POWER CABLE)**



POWER ADAPTER CABLE | ID: CB000416A01
DC Power Adapter to VC70



VH10 OR VC80

VEHICLE MOUNT (WITH PRE-REGULATOR TO DECREASE VOLTAGE - FOR TRUCKS WITH BATTERIES GREATER THAN 48V)

Buy all three



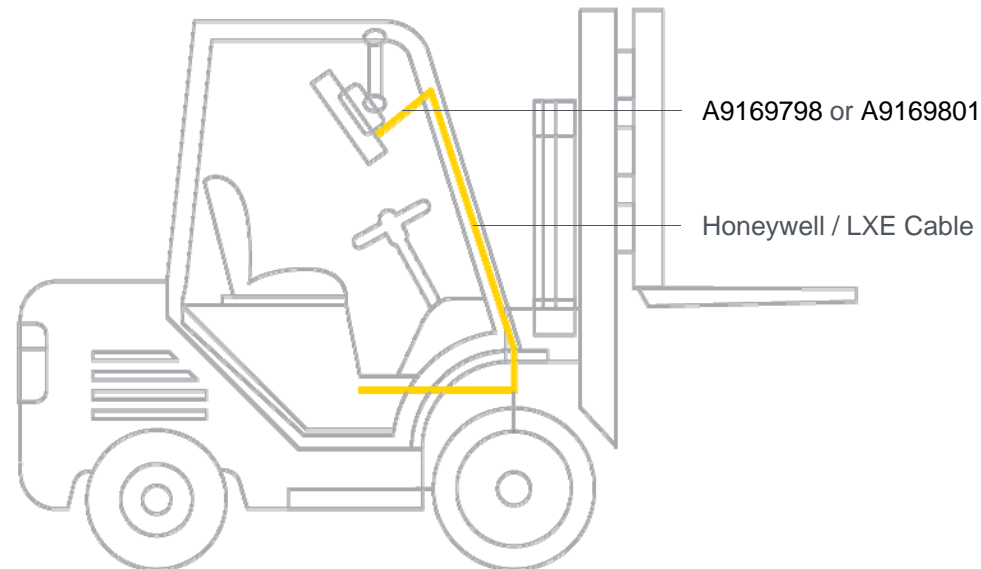
DC POWER CABLE | ID: CA1230
DC Power Adapter to VC70



PRE-REGULATOR | ID: PS1370
Pre-Regulator, 19 - 90 VDC in, 15 VDC out, 90 W



DC POWER CABLE | ID: CA1210
Power Extension Cable, DC, 6', waterproof



VH10 OR VC80

VEHICLE MOUNT (WHEN REPLACING A HONEYWELL/LXE VC AND REUSING THE DC POWER CABLE)



POWER ADAPTER CABLE | ID: A9169798

Adapter CPC to LXE/Honeywell VX8, VX9, VM1, VM2 AND VM3 DC Power Extension Cable



POWER AND SCREEN BLANKING ADAPTER CABLE | ID: A9169801

Adapter CPC and serial to LXE VX8 and VX9 DC Power Extension and Screen Blanking Cable

STEP 2: MOUNTS

YOUR MOUNTING OPTIONS DEPEND ON YOUR COMPUTER.

FOR THE VH10 AND VC80

CHOOSE BETWEEN THE FOLLOWING:

SLIDES 16
AND 17

- RAM MOUNT
- QUICK-RELEASE MOUNT
- ADAPTER BRACKET FOR 82XX MOUNTS
- ADAPTER BRACKETS FOR LEGACY VCs

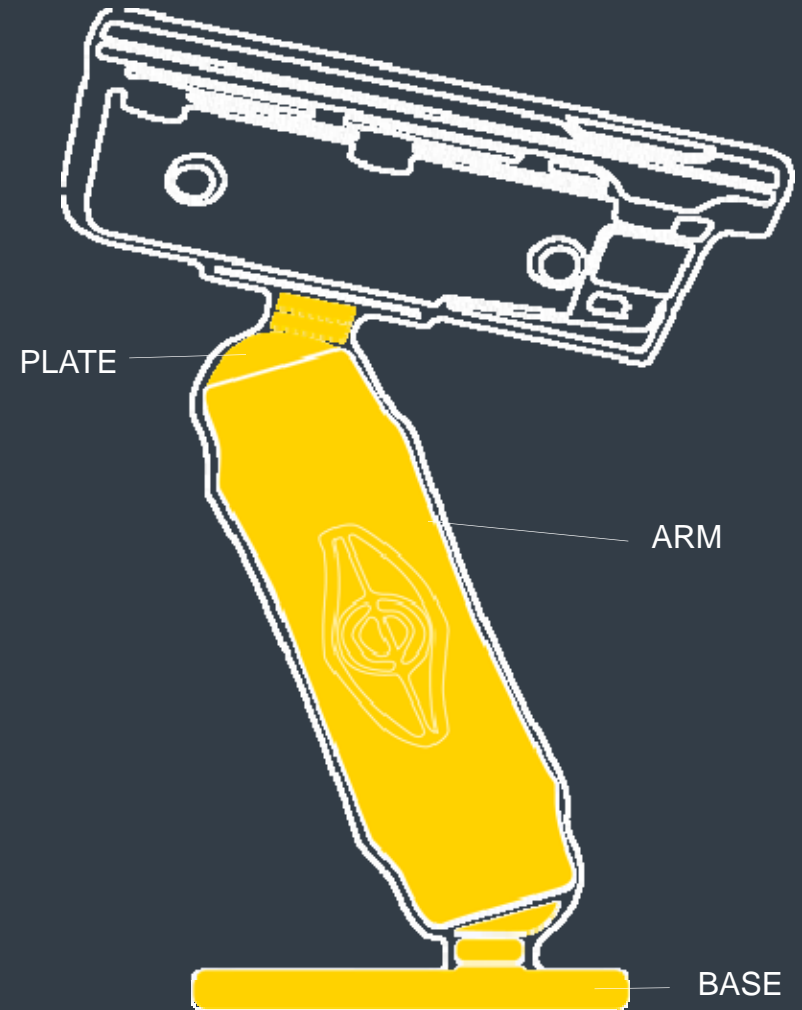
FOR THE VC70, CHOOSE ONE:

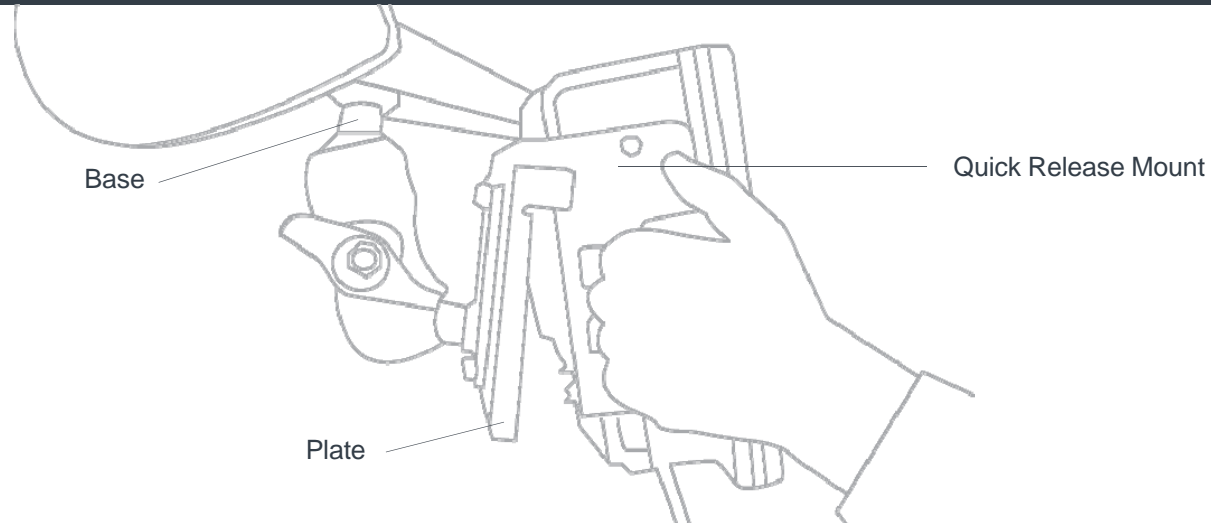
SLIDE 18

- RAM MOUNT
- U MOUNT
- ADAPTER BRACKET FOR VC50 MOUNT

YOU CAN ALSO SELECT A RAM FIXED MOUNT BASED ON YOUR VEHICLE THAT WORKS WITH THE VH10, VC70 AND VC80.

SLIDE 19





FOR THE VH10 OR VC80

DO YOU NEED A RAM MOUNT, A QUICK RELEASE MOUNT, OR ADAPTERS TO OLD 82XX MOUNTS?



QUICK RELEASE MOUNT | ID: MT4200

Quick release mount. Attaches to the side of the computer and includes Mounting Plate (MT4205) that attaches to forklift.



PLATE | ID: MT4205

Mounting plate for MT4200, Quick Release Mount, needed if you have one computer for multiple trucks



ADAPTER BRACKET | ID: MT4210

Adapter bracket kit for the older 82XX mounts



PLATE | ID: MT3501

VESA plate (for 4" or 12" RAM arm), Can also be attached to Quick Release Mount Plate (MT4205)



BASE | ID: MT4510

RAM 2"x3" rectangular base with 2.25" rubber ball. Can be attached directly to VH10 and VC80



FOR THE VH10 OR VC80

DO YOU REPLACE A LEGACY ZEBRA OR HONEYWELL/LXE VC?



ADAPTER FOR VC50 U-MOUNT

| ID: MNT-VC80-ADPA1-1

The adapter brackets for the VC50 U-Mount can be used to replace a VC50 by a VH10 or a VC80 and reuse the existing U-Mount.



U-MOUNT, WITH VC70 U-MOUNT HOLE PATTERN

| ID: KT-U-MOUNT-VC80-R

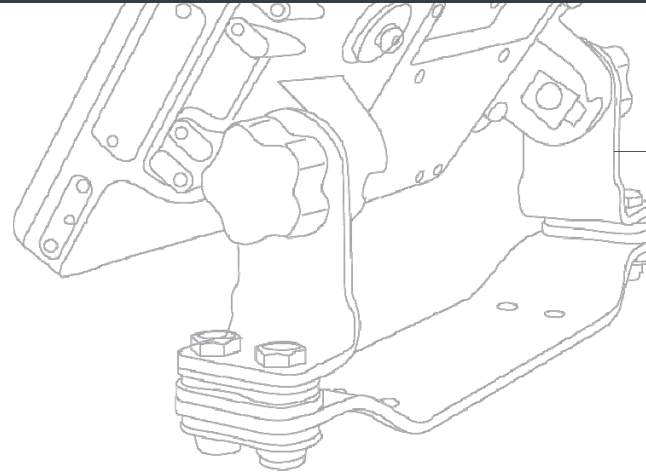
The new VC80 U-Mount is smaller than the one for the VC50 and has several mounting holes which allow drop-in replacements of VC70, and DLoG U-Mounts. It provides step less tilting of the VC and comes with the VC50 adapters.



ADAPTER FOR HONEYWELL U-MOUNT

| ID: MNT-VC80-ADPB1-1

The adapter brackets for the Honeywell U-Mount can be used to replace a Honeywell/LXE VC by a VH10 or a VC80 and reuse the existing U-Mount (Honeywell part number VM1010BRKTKIT).



Adapter Brackets

FOR THE VC70

DO YOU NEED A RAM MOUNT, AN U MOUNT, OR ADAPTER BRACKETS TO THE VC50 U MOUNT?



RAM MOUNT

| ID: RAM-D-2461U-MOTO7

RAM bridge with RAM-D-2461U RAM MOUNT, D (2.25") size ball with screws. Including screws to mount the PWRS-9-60VDC-01R External DC Power Supply. Used when replacing equipment already mounted with RAM mounts



RAM MOUNT

| ID: RAM-D-2461U-MOTO7B

RAM-D-2461U RAM MOUNT, D (2.25") size ball with screws. Used when the PWRS-9-60VDC-01R External DC Power Supply has to be mounted away or when AC power supply is used. Used when replacing equipment already mounted with RAM mounts



U MOUNT

| ID: KT-U-MOUNT-VC70-R

U mount, VC70, with mounting hardware



ADAPTER BRACKET | ID: KT-VC50ARM3-VC70-R

2 mount adapter arms for VC50 bracket, 3.5", with bolts



ADAPTER BRACKET | ID: KT-VC50ARM7-VC70-R

2 mount adapter arms for VC50 bracket, 7", with bolts



VC70, VC80 & VH10

DEPENDING ON THE VEHICLE, BELOW ARE THE RAM FIXED MOUNTING OPTIONS TO THE COMPUTER AND/OR THE VEHICLE.



ARM | ID: MT4301

RAM mount, 4" arm



ARM | ID: MT4302

RAM mount, 12" arm



PLATE | ID: MT3501

VESA plate (for 4" or 12" RAM arm), Can also be attached to Quick Release Mount Plate (MT4205)



PLATE | ID: MT3502

Round plate (for 4" or 12" RAM arm), Uses smaller footprint than MT3501 VESA Plate



BASE | ID: MT3505

Clamp base (for 4" or 12" RAM arm), 2" max. width



BASE | ID: MT3507

Clamp base (for 4" or 12" RAM arm), 3" max. width



BASE | ID: MT3509

Rail base (for 4" or 12" RAM arm), 1-1/4" to 1-7/8"



BASE | ID: MT3510

Rail base (for 4" or 12" RAM arm), 2" to 2 1/2"



BASE | ID: MT4510

RAM 2"x3" rectangular base with 2.25" rubber ball

STEP 3: SCANNERS



WHEN SHOPPING FOR SCANNER CABLES, CHOOSE BETWEEN COILED OR STRAIGHT FOR YOUR SCANNER AND BETWEEN A RS232 OR USB PLUG.

SCANNER CABLES FOR DS36XX

—— SLIDE 21

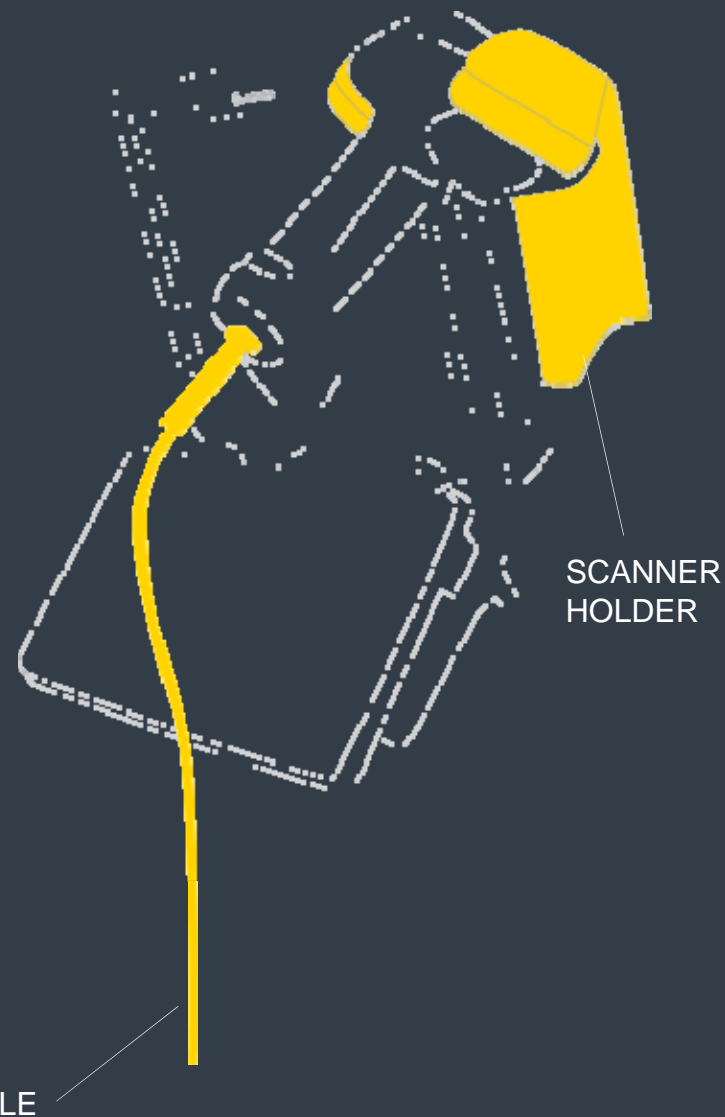
SCANNER CABLES FOR LS/DS 34XX/35XX

—— SLIDE 22

SCANNER HOLDERS INCLUDE

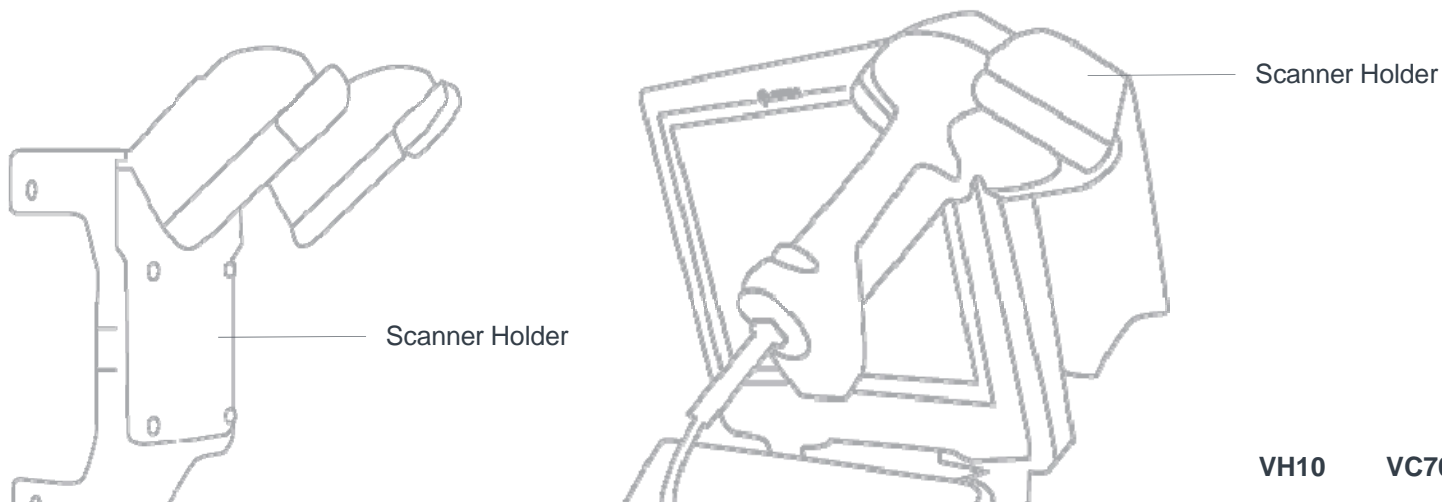
—— SLIDE 23

- UNIVERSAL OPTIONS
- SOLUTIONS FOR LS34X8ER AND LS35X8ER
- THERMOTRAZ HEATED





		VH10	VC70	VC80
DS36XX				
SCANNER CABLES				
	RS232 ID: CBA-RF3-C09ZAR Cable - RS232: DB9 Female Connector, 9ft. (2.8m) Coiled, Power Pin 9, TxD on 2, True Converter, -30C		•	
	SHIELDED USB ID: CBA-UF2-C12ZAR Cable - Shielded USB: Series A Locking Connector for VC70, 12', Coiled, -30C		•	
	RS232 ID: CBA-R71-C09ZAR Cable - RS232: DB9 Female Connector, 9ft (2.8m) Coiled, Power Pin 9	•		•
	RS232 ID: CBA-RF2-C09ZAR Cable - RS232: DB9 Female Connector, 9ft (2.8m) Coiled, Power Pin 9, -30C	•		•
	SHIELDED USB ID: CBA-U46-S07ZAR Cable - Shielded USB: Series A Connector, 7ft. (2m), Straight, BC 1.2	•		•
	SHIELDED USB ID: CBA-U47-S15ZAR Cable - Shielded USB: Series A Connector, 15ft. (4.6m), Straight, BC 1.2	•		•
	SHIELDED USB ID: CBA-UF1-S07ZAR Cable - Shielded USB: Series A Connector, 7ft. (2m), Straight, BC 1.2, -30C	•		•
LS/DS 34XX/35XX				
	SHIELDED USB ID: 25-159548-01 Cable - Shielded USB: Series A Locking Connector for VC70, 12', Coiled, -30C		•	
	RS232 ID: CBA-R46-C09ZBR Cable - RS232: DB9 Female Connector, 9ft. (2.8m) Coiled, Power Pin 9, TxD on 2, True Converter		•	
	RS232 ID: CBA-R49-C09ZAR Cable - RS232: DB9 Female Connector, 9ft. (2.8m) Coiled, Power Pin 9, TxD on 2, True Converter, Low Temp -30C		•	
	RS232 ID: CBA-R37-C09ZAR Cable - RS232: DB9 Female Connector, 9ft (2.8m) Coiled, Power Pin 9	•		•
	USB ID: CBA-U09-C15ZAR Cable - USB: Series A Connector, 15ft. (4.6m) Coiled	•		•
	SHIELDED USB ID: CBA-U01-S07ZAR Cable - Shielded USB: Series A Connector, 7ft. (2m), Straight, BC 1.2	•		•
	SHIELDED USB ID: CBA-U10-S15ZAR Cable - Shielded USB: Series A Connector, 15ft. (4.6m), Straight, BC 1.2	•		•



SCANNER HOLDERS

VH10 VC70 VC80



SCANNER HOLDER | ID: KT-SCANMNT-VC70-R

Mounting holder for the scanner. For LS34x8ER, LS35x8ER. Requires KT-ACCMNT-VC70-R Accessory side mount bracket



ACCESSORY MOUNT | ID: KT-ACCMNT-VC70-R

Accessory side mount bracket



SCANNER HOLDER | ID: 9008951

Thermotrax heated scanner holder with cable management system, 12 Volt, for LS/DS 34xx / 35xx



SCANNER HOLDER | ID: 9008953

Thermotrax heated scanner holder with cable management system, 36-48 Volt, for LS/DS 34xx / 35xx



SCANNER HOLDER | ID: 9008952

Thermotrax heated scanner holder with cable management system, 24 Volt, for LS/DS 34xx / 35xx



SCANNER HOLDER | ID: KT-SCANMNT-VC80-R

Side mounted holder for scanner



STEP 4: KEYBOARDS




WHILE THE VH10 HAS A BUILT-IN KEYBOARD,
THE VC70 AND VC80 GIVE YOU MULTIPLE
OPTIONS.

VC80 KEYBOARDS — SLIDE 24

VC70 KEYBOARDS — SLIDE 25

IKKey KEYBOARDS — SLIDE 26





VC80

KEYBOARDS, CABLES AND MOUNTING OPTIONS



KEYBOARD | ID: KYBD-AZ-VC-01
VC USB Keyboard AZERTY



KEYBOARD | ID: KYBD-QW-VC80-S-1
USB Keyboard QWERTY with 22 cm cable for VC80



KEYBOARD | ID: KYBD-QW-VC80-L-1
USB Keyboard QWERTY with 300 cm cable for VC80



KEYBOARD CABLE | ID: CBL-VC80-KBUS1-01
22 cm VC80 USB cable for heated Keyboard



KEYBOARD CABLE | ID: CBL-VC80-KBUS2-01
300 cm VC80 USB cable for heated Keyboard



KEYBOARD | ID: KYBD-NU-VC70-03R
USB Keyboard QWERTY with 300 cm y-cable for VC70 Freezer



KEYBOARD TRAY | ID: KT-KYBDTRAY-VC70-3
QWERTY/AZERTY Keyboard mounting tray. Includes tilting arms, knobs and screws.



KEYBOARD SIDE MOUNT BRACKET | ID: KT-KYBDMNT-VC70-R
Function/Numeric keypad side mount bracket



VC70

KEYBOARDS, CABLES AND MOUNTING OPTIONS



KEYBOARD | ID: KYBD-AZ-VC-01
VC USB Keyboard AZERTY



KEYBOARD | ID: KYBD-QW-VC70-S-1
USB Keyboard QWERTY with 18 cm cable for VC70



KEYBOARD | ID: KYBD-QW-VC70-L-1
USB Keyboard QWERTY with 300 cm cable for VC70



KEYBOARD | ID: KYBD-QW-VC70F-S-1
USB Keyboard QWERTY with 37 cm y-cable for VC70 Freezer



KEYBOARD | ID: KYBD-QW-VC70F-L-1
USB Keyboard QWERTY with 300 cm y-cable for VC70 Freezer



KEYBOARD CABLE | ID: CBL-VC70-KBUS1-01
18 cm VC70 USB cable for heated Keyboard



KEYBOARD CABLE | ID: CBL-VC70-KBUS2-01
300 cm VC70 USB cable for heated Keyboard



KEYBOARD CABLE | ID: CBL-VC70-KBUS4-01
37 cm VC70 USB & RS232 Y-cable for heated Keyboard



KEYBOARD CABLE | ID: CBL-VC70-KBUS4-01
300 cm VC70 USB & RS232 Y-cable for heated Keyboard




KEYBOARD | ID: KYBD-NU-VC70-03R
USB Keyboard QWERTY with 300 cm y-cable for VC70 Freezer



KEYBOARD TRAY | ID: KT-KYBDTRAY-VC70-3
QWERTY/AZERTY Keyboard mounting tray. Includes tilting arms, knobs and screws.



KEYBOARD SIDE MOUNT BRACKET | ID: KT-KYBDMNT-VC70-R
Function/Numeric keypad side mount bracket



VC70 & VC80

iKey KEYBOARDS



KEYBOARD | ID: 9010376
iKey Keyboard, English, backlight, USBCable - RS232: DB9 Female Connector, 9ft. (2.8m) Coiled, Power Pin 9, Tx/D



KEYBOARD | ID: 9010377
iKey Keyboard, English, color, USB

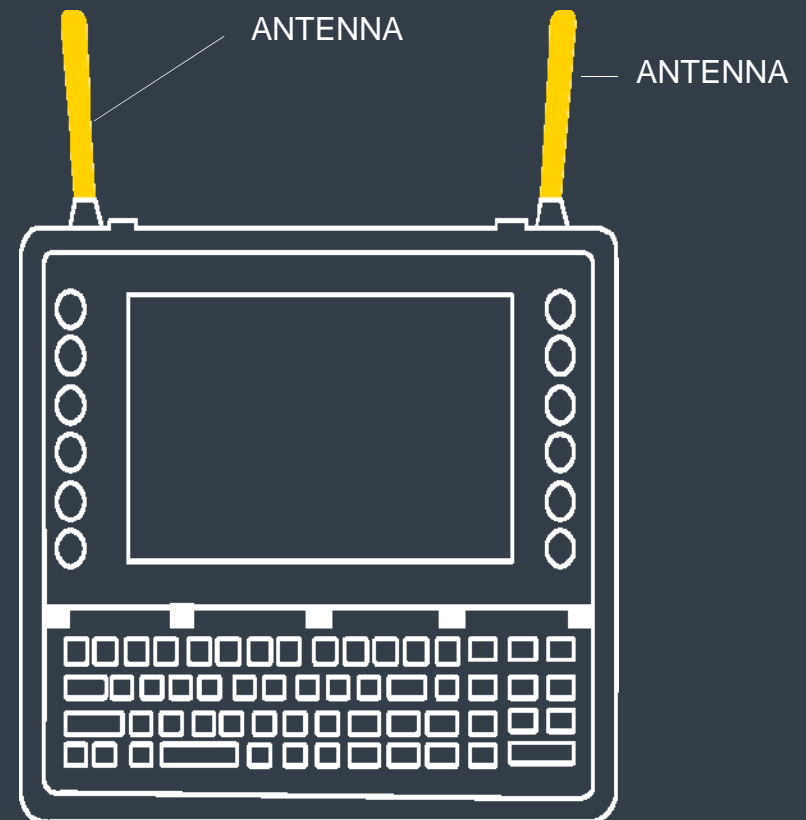



KEYBOARD | ID: SLK-101-M-USB-3F
iKey Keyboard, 101 keys (12 Function keys), large numeric pad, backlight, USB

STEP 5: ANTENNAS







YOUR OPTIONS OF ANTENNAS ARE WIDE: ——— SLIDE 28

- WIFI – VC70, VC80 & VH10
- NARROWBAND – VH10 ONLY
- GPS – VC80 ONLY
- RIGHT-ANGLE ADAPTER FOR INSTALLATIONS WITH LITTLE OVERHEAD SPACE – VC70, VC80 & VH10





HERE'S A LIST OF ANTENNAS AND CONNECTIVITY FOR YOU TO CHOOSE FROM

ALL VCS	ANTENNAS & CONNECTIVITY FOR WIFI
	ANTENNA ID: 20667-002 Whip antenna (stubby), 802.11 b/g - dipole 2 dBi reverse polarity SMA connector Antenna, dual band, 802.11 a/b/g/n, 2 dBi, RPSMA connector, magnetic mount, 2.9m, WiFi
	ANTENNA ID: AN2010 Antenna, dual band, 802.11 a/b/g/n, 2 dBi, RPSMA connector, magnetic mount, 2.9m, WiFi
	ANTENNA ID: AN2020 Antenna, 2.4 GHz, 802.11 b/g, 5 dBi, RPSMA connector, magnetic mount, 2.9m
	ANTENNA ID: AN2030 Whip antenna (stubby), dual band, 802.11 a/b/g/n, 2.4GHz 2dBi, 5GHz 3.7 dBi, RPSMA connector, WiFi
VC70	ADAPTERS FOR VC70 TO ATTACH EXTERNAL WIFI ANTENNAS WITH RPSMA CONNECTOR
	ADAPTER ID: RPSMA-RTRPSMA-05R ANTENNA ADAPTER RPSMA - RTRPSMA, 5-PACK, Required for the VC70 WiFi Antennas
	ADAPTER ID: RPSMA-RTRPSMA-10R ANTENNA ADAPTER RPSMA - RTRPSMA, 10-PACK, Required for the VC70 WiFi Antennas



VH10

ANTENNAS & CONNECTIVITY FOR NARROWBAND



ANTENNA | ID: 9009801
Antenna, Narrow Band 1/4 wave, 406-512 MHz 6" NB



MOUNT | ID: 9009792
Mount, Magnetic, for Narrowband, antenna, SMA, 12' cable

VC80

ANTENNA FOR GPS



ANTENNA | ID: RPSMA-RTRPSMA-05R
GNSS antenna, magnetic mount, 2.9 m cable

ALL VCS

RIGHT ANGLE ADAPTER FOR INSTALLATIONS WITH LITTLE SPACE OVERHEAD, ALL VCS



RIGHT ANGLE ADAPTER | ID: AR1000
Right Angle SMA reverse polarity plug-jack Adapter

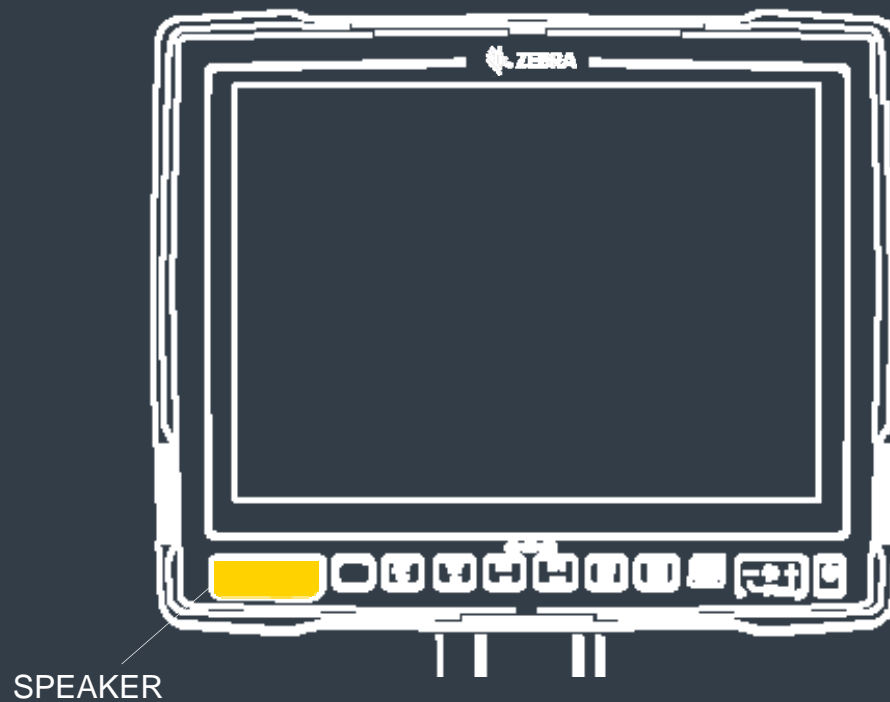

STEP 6: VOICE











SELECT FROM TURNKEY KITS OR
VOICE ACCESSORIES À LA CARTE.

YOUR VOICE OPTIONS ——— SLIDE 31

- VOICE





VOICE		VH10	VC70	VC80
	MICROPHONE KIT ID: KT-MIC-01R This bundle includes the VC70 External PTT mic, the Motorola HMN1089B Water-resistant Palm Microphone or equivalent and the KT-ACCMNT-VC70-R Accessory Side mount bracket.			
	MICROPHONE ID: HMN1089B Push-To-Talk Hand Microphone, GCAI connector, Water Resistant		•	
	SIDE MOUNT ID: KT-ACCMNT-VC70-R Accessory Side mount bracket		•	
	SPEAKER KIT ID: KT-SPKR-01R This bundle includes the External speaker, the Motorola HSN4039A 13 Watt water-resistant loudspeaker and the 25-159552-01 VC70 external speaker adapter cable.		•	
	SPEAKER ID: HSN4040A External speaker, Motorola HSN4040A 13 Watt water-resistant loudspeaker. Requires 25-159552-01		•	
	INTERFACE CABLE ID: 25-159552-01 Speaker cable adapter, for HSN4040A, VC70. Required to connect the HSN4040A external speaker.		•	
	SPEAKER/MIC ID: M1000 Speaker/Mic with push-to-talk function	•		•











STEP 7: MISCELLANEOUS

DON'T FORGET TO CONSIDER THESE: ——— SLIDE 33

- STYLUS
- SCREEN PROTECTOR
- CAN BUS CABLE
- USB TO ETHERNET ADAPTER



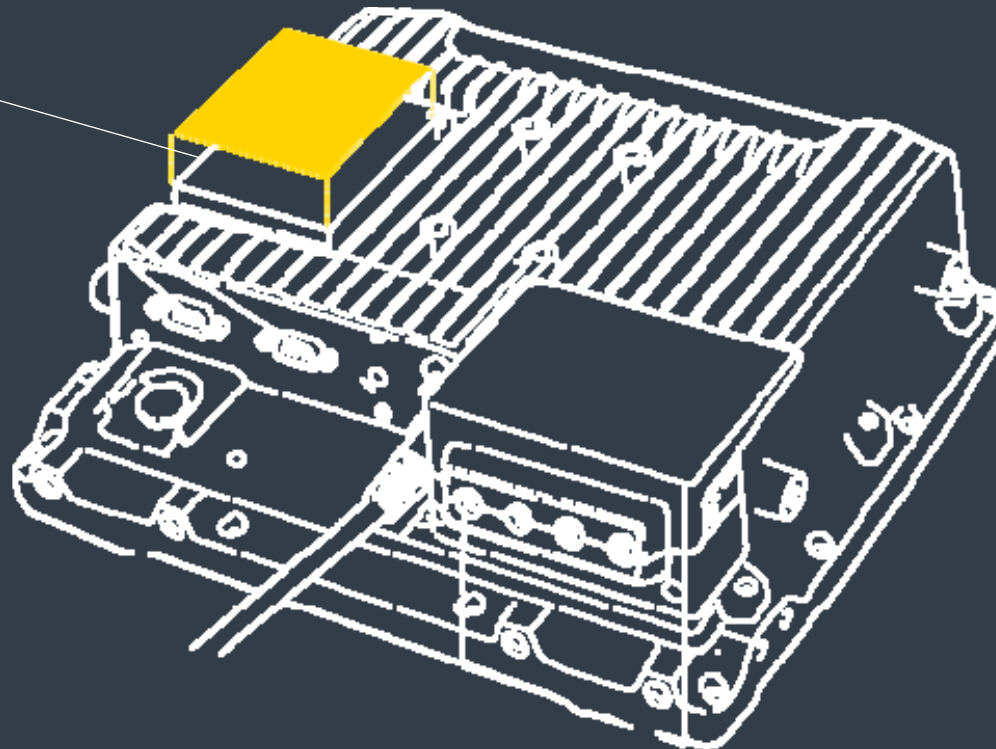


MISCELLANEOUS		VH10	VC70	VC80
	ID: SL0001 Stylus and Stylus Holder	 •	 •	 •
	ID: VA6200 Screen Protector Pack of 3	•		
	ID: KT-SPRTCT-VC70-05R Screen Protector Pack of 5		•	•
	ID: CA1300 Screen blanking cable (DB9 to open wires)	•		•
	ID: CB-000433-01 CAN Bus Cable (RJ45 to Deutsch)			•
	ID: WA4070 USB to Ethernet Adapter	•		
	ID: 25-159547-01 Cable DB15M to DB9M, for COM2		•	
	ID: SG-VC70-VISR1-01 VC70 Sun Visor mountable with cut out wing.		•	

STEP 8: SERVICE PARTS

STOCK UP ON THESE ESSENTIAL SPARE PARTS: — SLIDE 35

- TOOL KIT
- KEYPADS
- TOUCH SCREENS
- SPARE BATTERY





VH10 VC70 VC80

SERVICE PARTS



ID: AL1001
QWERTY Keypad

•

ID: AL1002
AZERTY Keypad

•

ID: AL2002
Front with standard touch screen and function keys

•

ID: AL2002
Front with heated touch screen and function keys

•



ID: ST2000
Modular Services Kit

•

•

ID: KT-VC80-BTRY1-01
Spare Battery

•

ID: KT-VC80-SCRH1-01
Front with Touch Screen (heated)

•

ID: KT-VC80-SCRN1-01
Front with Touch Screen (non-heated)

•



ID: BTRY-VC70IAB00
Spare Battery

•

ID: KYBD-QW-VC-01
QWERTY Spare Elastomer for VC USB Keyboard

•

•

ID: KYBD-AZ-VC-01
AZERTY Spare Elastomer for VC USB Keyboard

•

•