



## **Accessories Guide**

# **VEHICLE-MOUNTED COMPUTERS**

**VH10**

**VC80**

**VC70**

# VEHICLE-MOUNTED COMPUTERS

## Accessories Guide



VH10



VC80



VC70





## ACCESSORIES GUIDE

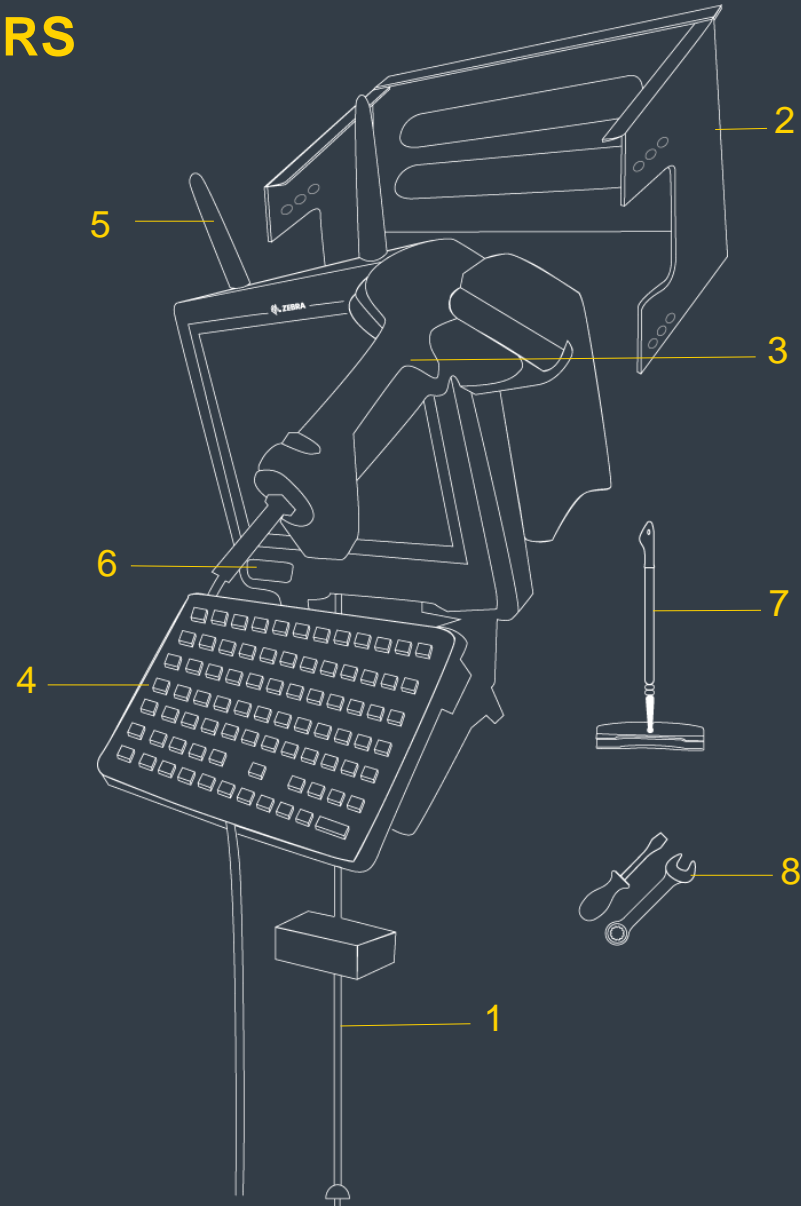
The Zebra Technologies portfolio of accessories extends the capabilities of your **VH10**, **VC80** or **VC70**, and enables you to lower the cost of ownership of your Zebra mobile computer.

This simple step-by-step guide is designed to assist you with the selection of your accessories based on your needs and use of the computers.



# VEHICLE-MOUNTED COMPUTERS INSTALL ILLUSTRATION

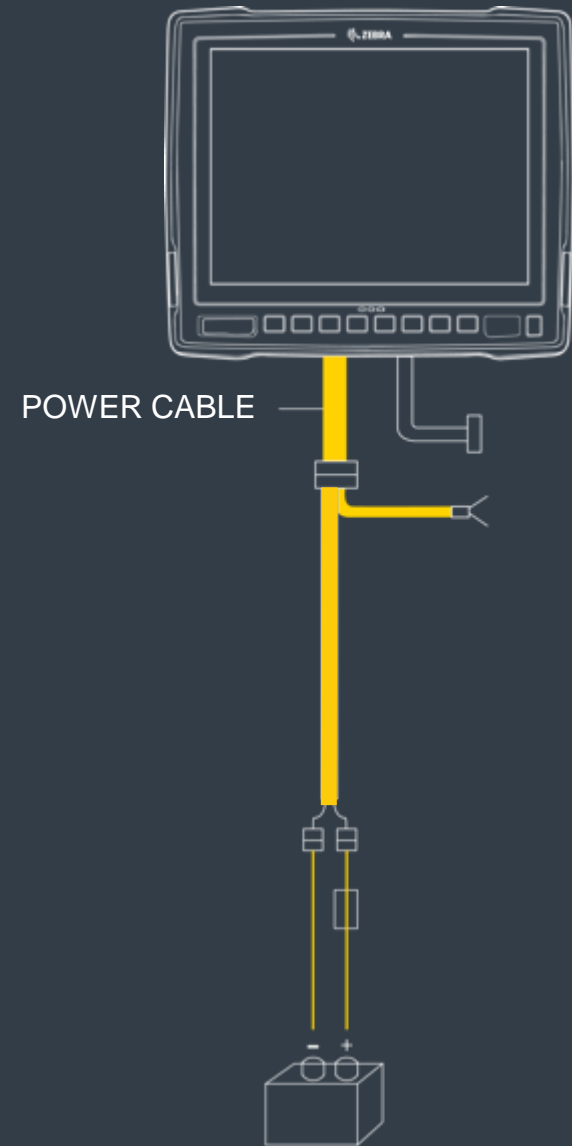
STEP	ACCESSORY	SLIDE
1	Power Supplies & Cables	5-13
2	Mounts	14-17
3	Scanners	18-20
4	Keyboards	21-23
5	Antennas	24-26
6	Voice	27-28
7	Miscellaneous	29-30
8	Service Parts	31-32

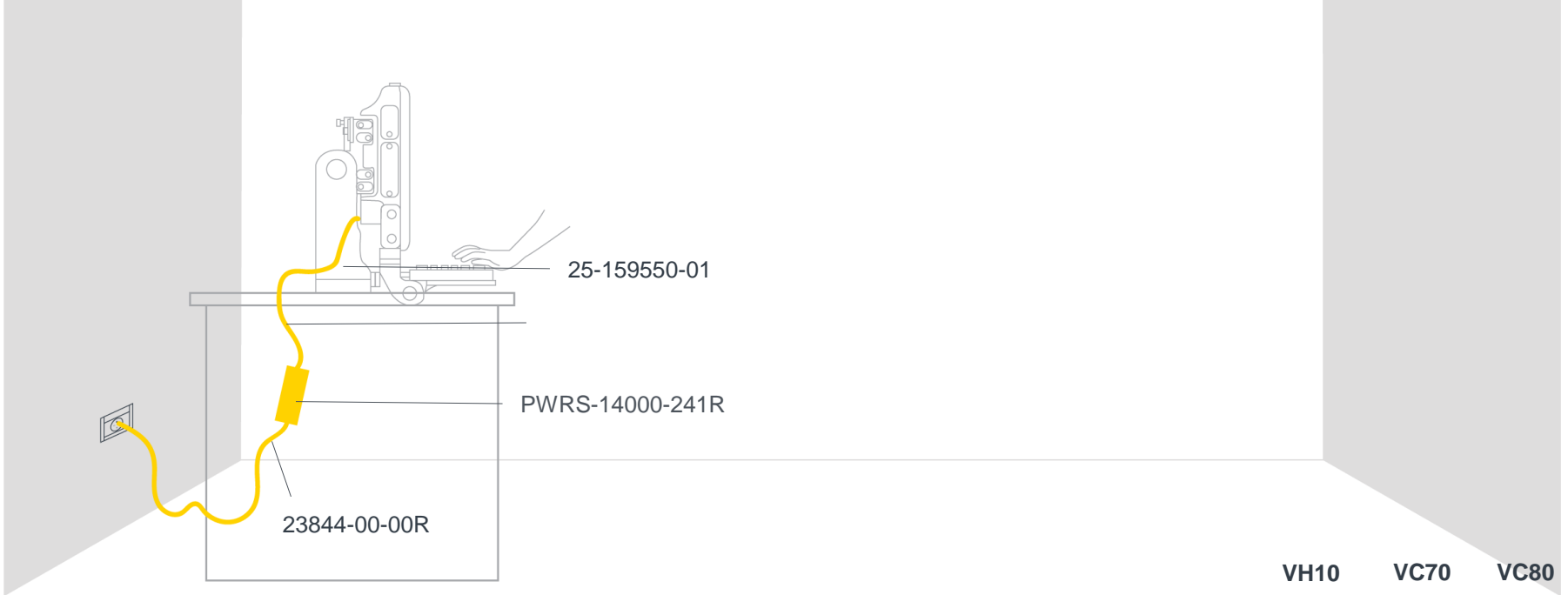


# STEP 1: POWER SUPPLIES AND CABLES

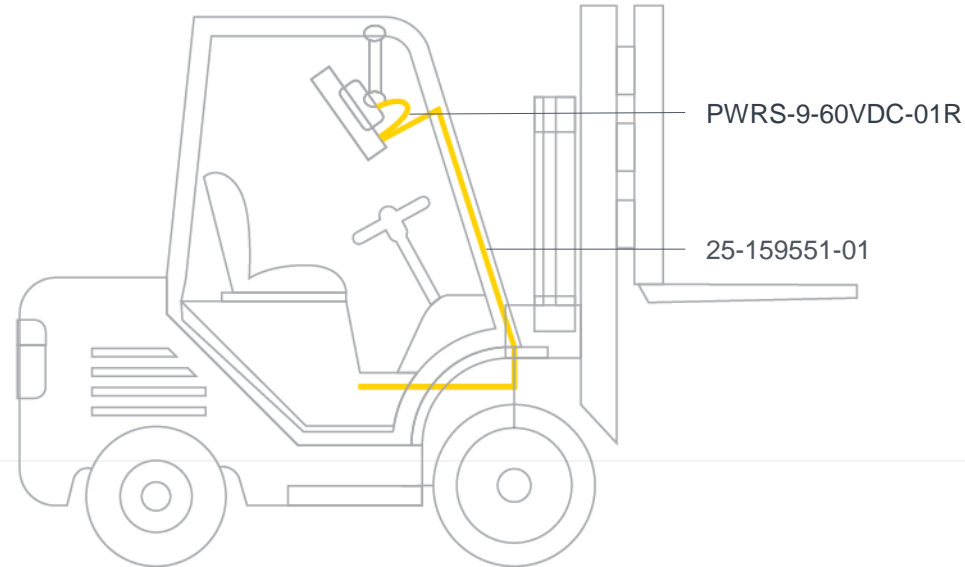
CHOOSE FROM MULTIPLE INSTALLATION CASES:

- PLUG INTO AN AC WALL OUTLET
  - VC70, VC80 OR VH10 ————— SLIDE 6
- PLUG INTO THE VEHICLE'S DC POWER
  - VC70 ————— SLIDE 7-9
  - VH10 OR VC80 ————— SLIDE 10-14





VC70, VC80 OR VH10		POWERED BY PLUGGING INTO AN AC WALL OUTLET			VH10	VC70	VC80
	<b>AC POWER CABLE</b> US AC line cord, 7.5 feet long, grounded, three wire for power supplies PWRS-14000-148R, PWRS-14000-148C, PWRS-14000-241R, and PWRS-0102246H51R. Associated Countries: United States.	ID: 23844-00-00R					
	<b>AC POWER SUPPLY for VC70</b> Order country specific 3 wire grounded AC line cord separately.	ID: PWRS-14000-241R					
	<b>AC POWER SUPPLY ADAPTER CABLE for VC70</b>   ID: 25-159550-01 6.5', required when the PWRS-14000-241R is used.						
	<b>AC POWER SUPPLY for VH10 and VC80</b> 100/240 VAC Power Supply, 18V, 3.3A, order AC cable separate	ID: PS1450					



### VC70

### VEHICLE MOUNT (DC POWER SUPPLY MOUNTED ON THE VC70)

Buy both



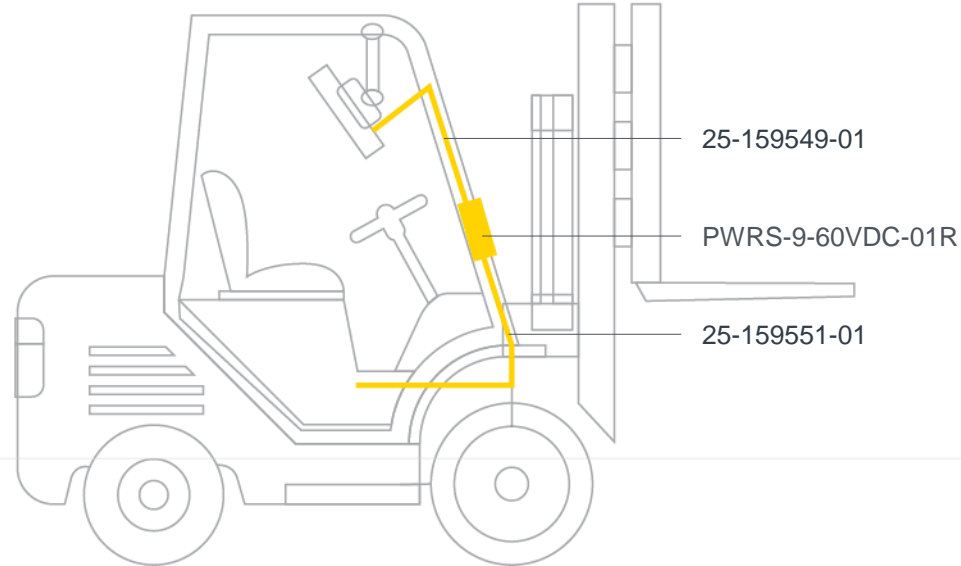
#### DC POWER SUPPLY | ID: PQRS-9-60VDC-01R

External DC Power supply, VC70, 9-60VDC Requires 25-159551-01 fused DC power cable to vehicle battery



#### DC POWER CABLE | ID: 25-159551-01

Cable, external 9-60V DC power supply to vehicle battery, 10', includes fuse, VC70. Required for the PQRS-9-60VDC-R



## VC70

### VEHICLE MOUNT (DC POWER SUPPLY NOT MOUNTED ON THE VC70)



#### EXTENSION CABLE | ID: 25-159549-01

Cable, external power supply to VC70 extender. 6.5', VC70. Required when the PWRS-9-60VDC-01R is not mounted on the back of the VC70.



#### DC POWER SUPPLY | ID: PWRS-9-60VDC-01R

External DC Power supply, VC70, 9-60VDC Requires 25-159551-01 fused DC power cable to vehicle battery

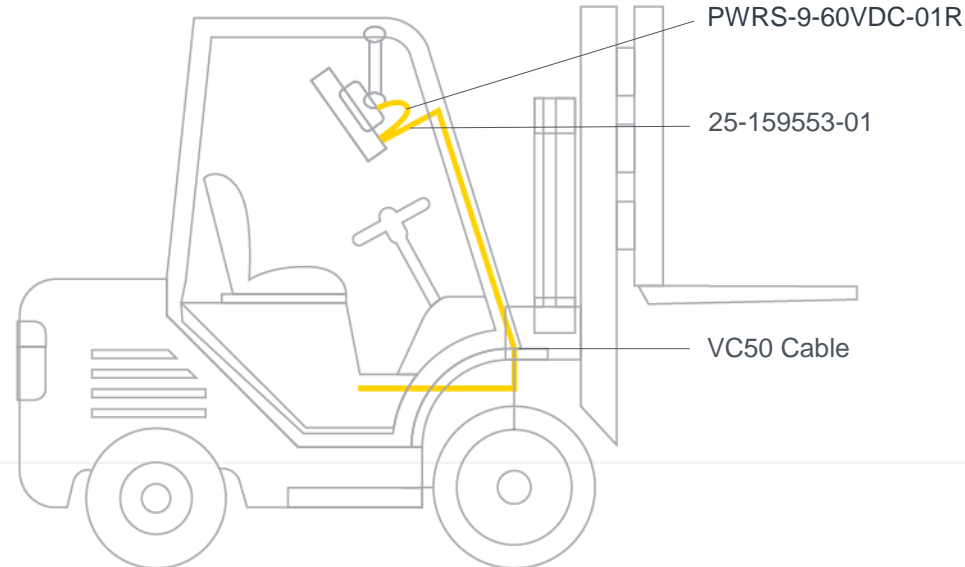


#### DC POWER CABLE | ID: 25-159551-01

Cable, external 9-60V DC power supply to vehicle battery, 10', includes fuse, VC70. Required for the PWRS-9-60VDC-R

Buy all of these





### VC70

**VEHICLE MOUNT (WHEN REPLACING THE VC50 AND REUSING THE VC50 DC POWER CABLE)**

Buy both



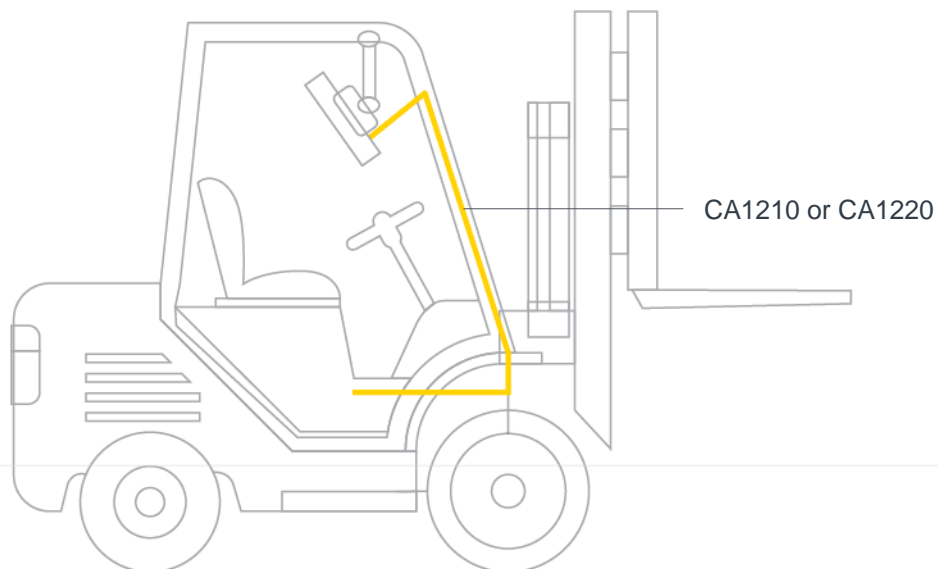
#### DC POWER SUPPLY | ID: PQRS-9-60VDC-01R

External DC Power supply, VC70, 9-60VDC Requires 25-159551-01 fused DC power cable to vehicle battery



#### POWER ADAPTER CABLE | ID: 25-159553-01

Cable, external power supply to existing VC5090 power cable (25-71919-03R or 25-71919-04R), includes fuses, 2', VC70



**VH10 OR VC80**

**VEHICLE MOUNT (POWER SUPPLY IS INSIDE THE COMPUTER)**

Pick one



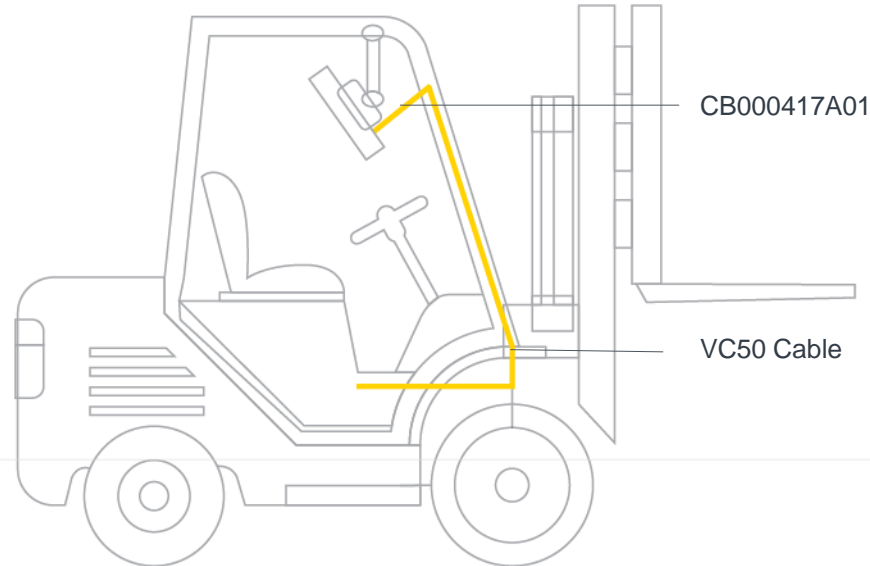
**DC POWER CABLE | ID: CA1210**

Power Extension Cable, DC, 6', waterproof



**DC POWER CABLE | ID: CA1220**

Power Extension Cable DC, 6', waterproof - Includes Screen Blanking feature



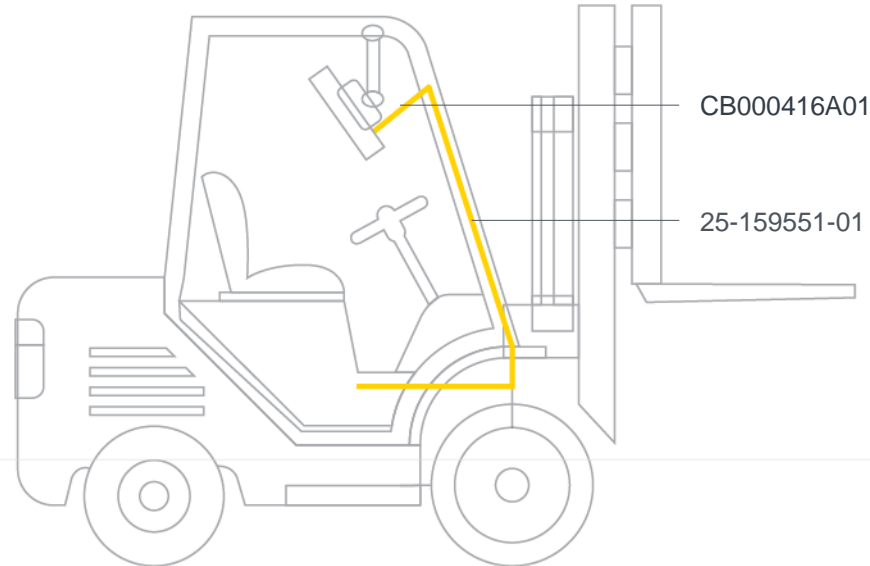
**VH10 OR VC80**

**VEHICLE MOUNT (WHEN REPLACING VC50 AND REUSING THE VC50 DC POWER CABLE)**



**POWER ADAPTER CABLE | ID: CB000417A01**

DC Power Adapter to VC50



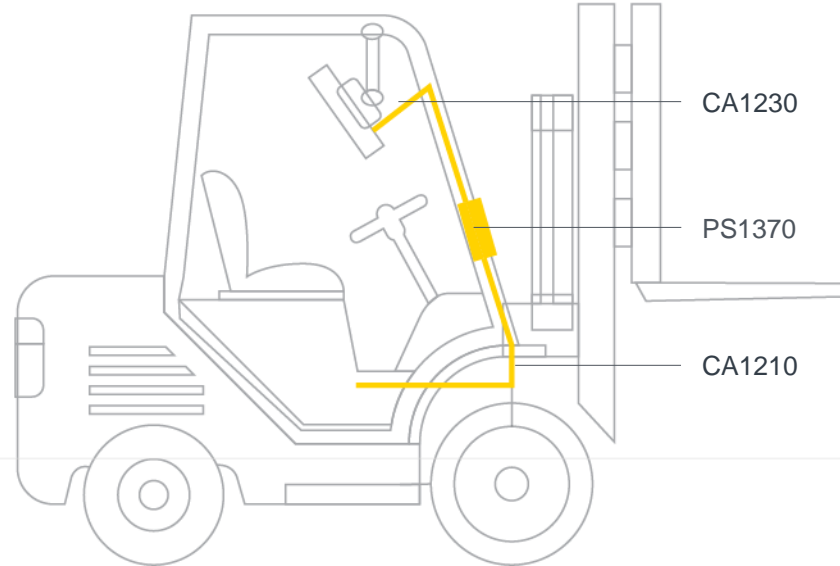
**VH10 OR VC80**

**VEHICLE MOUNT (WHEN REPLACING VC70 AND REUSING THE VC70 DC POWER CABLE)**



**POWER ADAPTER CABLE | ID: CB000416A01**

DC Power Adapter to VC70



## VH10 OR VC80

**VEHICLE MOUNT (WITH PRE-REGULATOR TO DECREASE VOLTAGE - FOR TRUCKS WITH BATTERIES GREATER THAN 48V)**



### DC POWER CABLE | ID: CA1230

DC Power Adapter to VC70



### PRE-REGULATOR | ID: PS1370

Cable, external 9-60V DC power supply to vehicle battery, 10', includes fuse, VC70. Required for the PWRS-9-60VDC-R



### DC POWER CABLE | ID: CA1210

Power Extension Cable, DC, 6', waterproof

Buy all three

## STEP 2: MOUNTS

YOUR MOUNTING OPTIONS DEPEND ON YOUR COMPUTER.

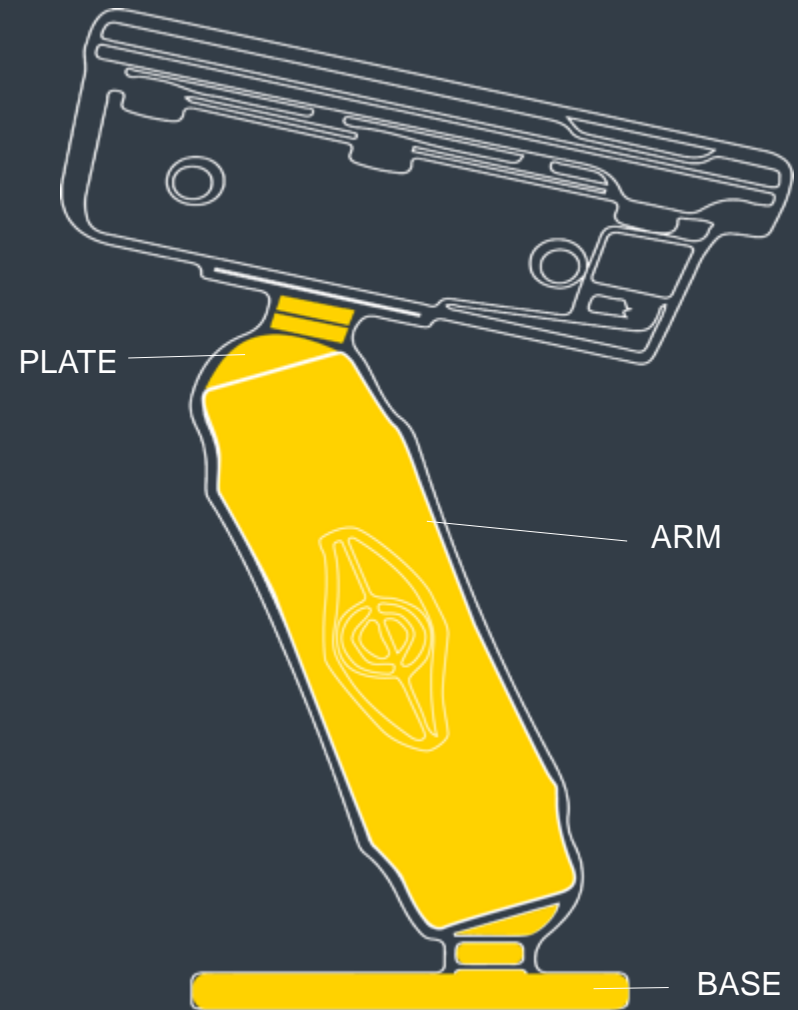
**FOR THE VH10 AND VC80** ——— SLIDE 15  
CHOOSE BETWEEN THE FOLLOWING:

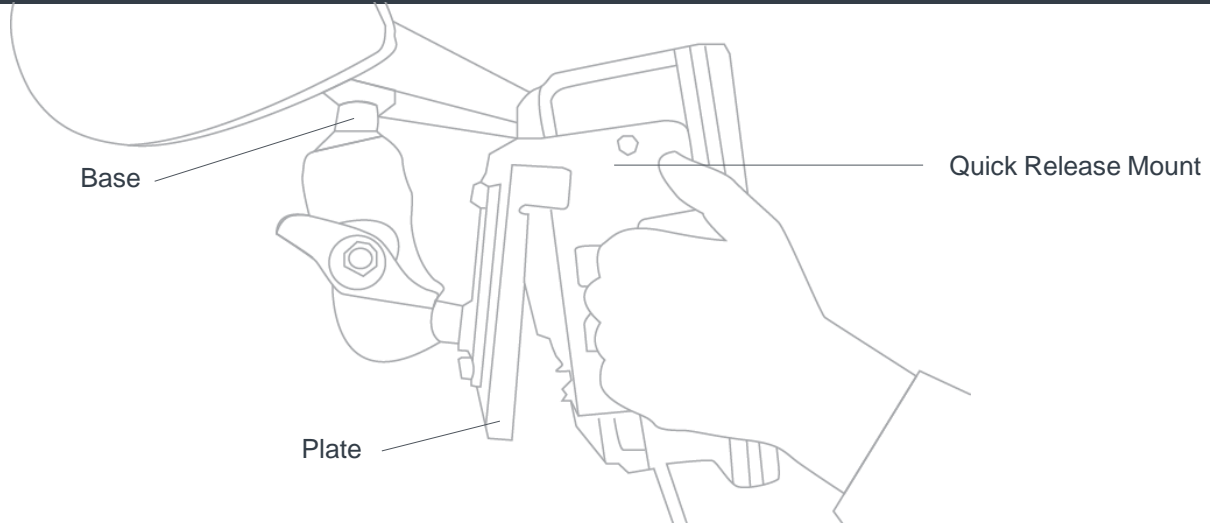
- RAM MOUNT
- QUICK-RELEASE MOUNT
- AN ADAPTER BRACKET FOR 82XX MOUNTS

**FOR THE VC70**, CHOOSE ONE: ——— SLIDE 16

- RAM MOUNT
- U MOUNT
- ADAPTER BRACKET FOR VC50 MOUNT

YOU CAN ALSO SELECT A RAM FIXED ——— SLIDE 17  
MOUNT BASED ON YOUR VEHICLE THAT  
WORKS WITH THE VH10, VC70 AND VC80.





## FOR THE VH10 OR VC80

**DO YOU NEED A RAM MOUNT, A QUICK RELEASE MOUNT, OR ADAPTERS TO OLD 82XX MOUNTS?**



### QUICK RELEASE MOUNT | ID: MT4200

Quick release mount. Attaches to the side of the computer and includes Mounting Plate (MT4205) that attaches to forklift.



### PLATE | ID: MT4205

Mounting plate for MT4200, Quick Release Mount, needed if you have one computer for multiple trucks



### ADAPTER BRACKET | ID: MT4210

Adapter bracket kit for the older 82XX mounts



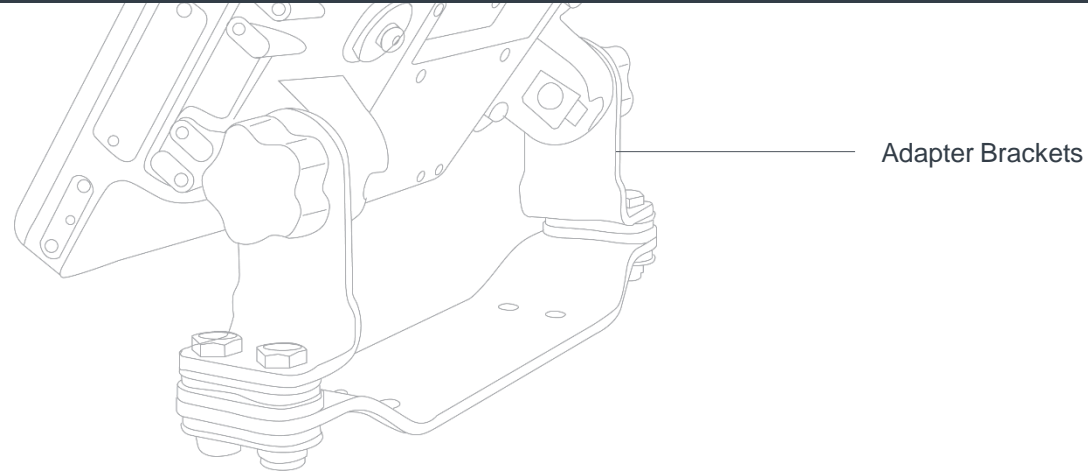
### PLATE | ID: MT3501

VESA plate (for 4" or 12" RAM arm), Can also be attached to Quick Release Mount Plate (MT4205)



### BASE | ID: MT4510

RAM 2"x3" rectangular base with 2.25" rubber ball. Can be attached directly to VH10 and VC80



### FOR THE VC70

### DO YOU NEED A RAM MOUNT, AN U MOUNT, OR ADAPTER BRACKETS TO THE VC50 U MOUNT?



#### RAM MOUNT | ID: RAM-D-2461U-MOTO7

RAM bridge with RAM-D-2461U RAM MOUNT, D (2.25") size ball with screws. Including screws to mount the PWRS-9-60VDC-01R External DC Power Supply. Used when replacing equipment already mounted with RAM mounts



#### RAM MOUNT | ID: RAM-D-2461U-MOTO7B

RAM-D-2461U RAM MOUNT, D (2.25") size ball with screws. Used when the PWRS-9-60VDC-01R External DC Power Supply has to be mounted away or when AC power supply is used. Used when replacing equipment already mounted with RAM mounts



#### U MOUNT | ID: KT-U-MOUNT-VC70-R

U mount, VC70, with mounting hardware



#### ADAPTER BRACKET | ID: KT-VC50ARM3-VC70-R

2 mount adapter arms for VC50 bracket, 3.5", with bolts



#### ADAPTER BRACKET | ID: KT-VC50ARM7-VC70-R

2 mount adapter arms for VC50 bracket, 7", with bolts



## VC70, VC80 & VH10

DEPENDING ON THE VEHICLE, BELOW ARE THE RAM FIXED MOUNTING OPTIONS TO THE COMPUTER AND/OR THE VEHICLE.



### ARM | ID: MT4301

RAM mount, 4" arm



### ARM | ID: MT4302

RAM mount, 12" arm



### PLATE | ID: MT3501

VESA plate (for 4" or 12" RAM arm), Can also be attached to Quick Release Mount Plate (MT4205)



### PLATE | ID: MT3502

Round plate (for 4" or 12" RAM arm), Uses smaller footprint than MT3501 VESA Plate



### BASE | ID: MT3505

Clamp base (for 4" or 12" RAM arm), 2" max. width



### BASE | ID: MT3507

Clamp base (for 4" or 12" RAM arm), 3" max. width



### BASE | ID: MT3509

Rail base (for 4" or 12" RAM arm), 1-1/4" to 1-7/8"



### BASE | ID: MT3510

Rail base (for 4" or 12" RAM arm), 2" to 2 1/2"



### BASE | ID: MT4510

RAM 2"x3" rectangular base with 2.25" rubber ball

## STEP 3: SCANNERS



WHEN SHOPPING FOR SCANNER CABLES, CHOOSE BETWEEN COILED OR STRAIGHT FOR YOUR SCANNER AND BETWEEN A RS232 OR USB PLUG.

SCANNER CABLES FOR DS36XX

SLIDE 19

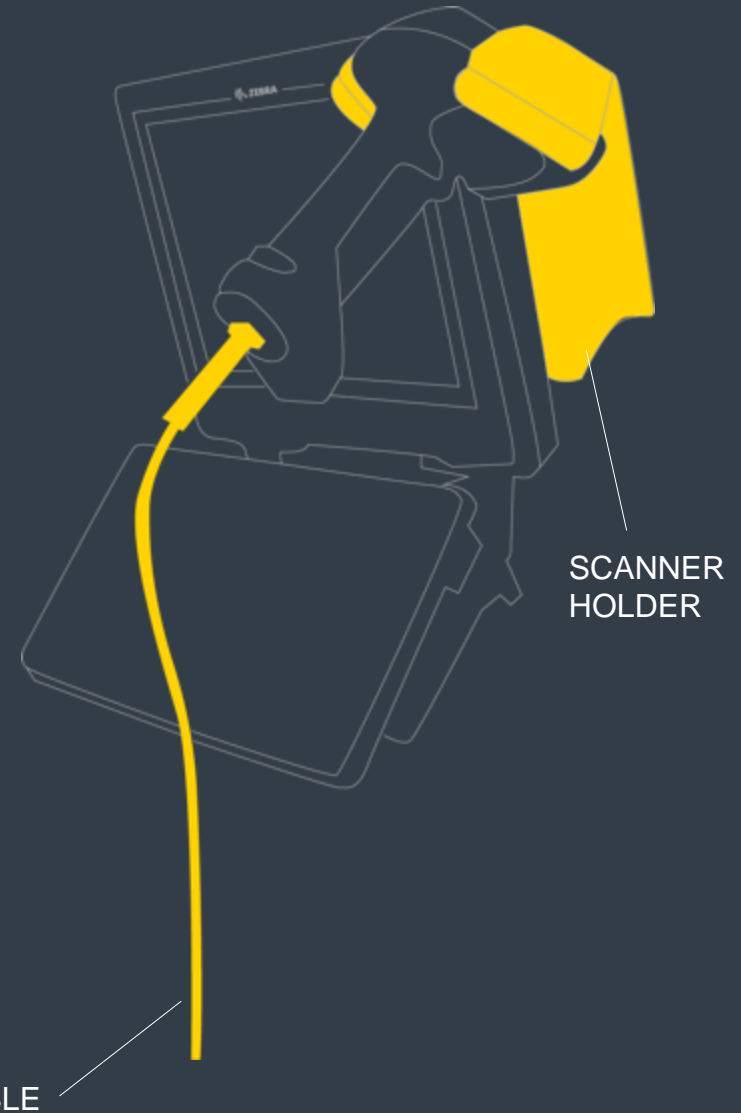
SCANNER CABLES FOR LS/DS 34XX/35XX

SLIDE 19

SCANNER HOLDERS INCLUDE

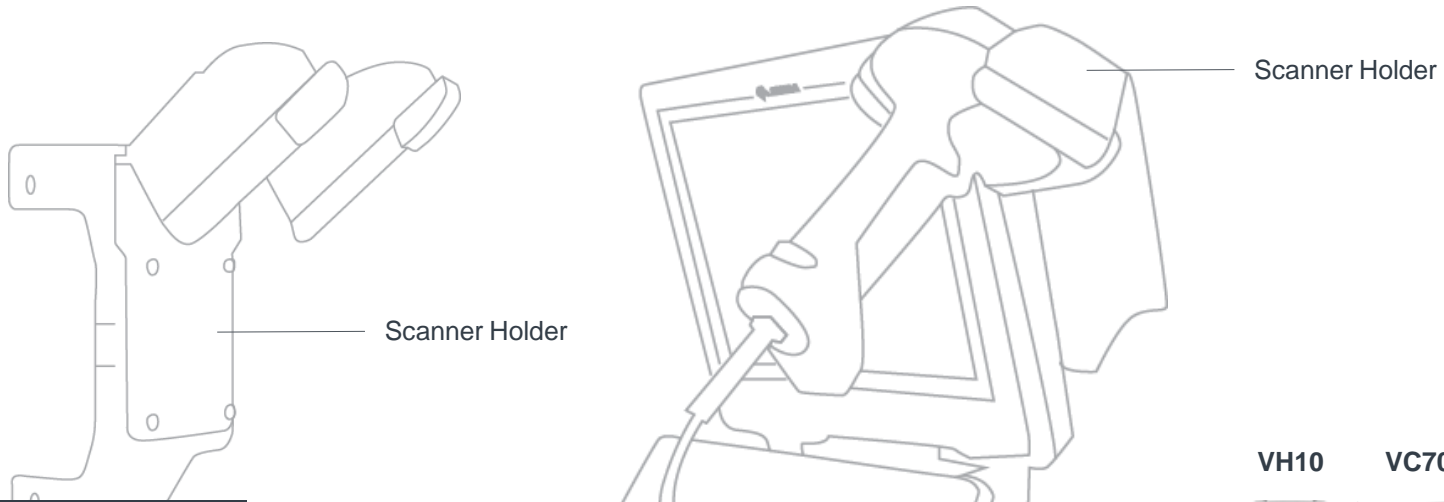
SLIDE 20

- UNIVERSAL OPTIONS
- SOLUTIONS FOR LS34X8ER AND LS35X8ER
- THERMOTRAZ HEATED





		VH10	VC70	VC80
DS36XX				
	<b>RS232</b>   ID: CBA-RF3-C09ZAR Cable - RS232: DB9 Female Connector, 9ft. (2.8m) Coiled, Power Pin 9, TxD on 2, True Converter, -30C		•	
	<b>SHIELDED USB</b>   ID: CBA-UF2-C12ZAR Cable - Shielded USB: Series A Locking Connector for VC70, 12', Coiled, -30C		•	
	<b>RS232</b>   ID: CBA-R71-C09ZAR Cable - RS232: DB9 Female Connector, 9ft (2.8m) Coiled, Power Pin 9	•		•
	<b>RS232</b>   ID: CBA-RF2-C09ZAR Cable - RS232: DB9 Female Connector, 9ft (2.8m) Coiled, Power Pin 9, -30C	•		•
	<b>SHIELDED USB</b>   ID: CBA-U46-S07ZAR Cable - Shielded USB: Series A Connector, 7ft. (2m), Straight, BC 1.2	•		•
	<b>SHIELDED USB</b>   ID: CBA-U47-S15ZAR Cable - Shielded USB: Series A Connector, 15ft. (4.6m), Straight, BC 1.2	•		•
	<b>SHIELDED USB</b>   ID: CBA-UF1-S07ZAR Cable - Shielded USB: Series A Connector, 7ft. (2m), Straight, BC 1.2, -30C	•		•
LS/DS 34XX/35XX				
	<b>SHIELDED USB</b>   ID: 25-159548-01 Cable - Shielded USB: Series A Locking Connector for VC70, 12', Coiled, -30C		•	
	<b>RS232</b>   ID: CBA-R46-C09ZBR Cable - RS232: DB9 Female Connector, 9ft. (2.8m) Coiled, Power Pin 9, TxD on 2, True Converter		•	
	<b>RS232</b>   ID: CBA-R49-C09ZAR Cable - RS232: DB9 Female Connector, 9ft. (2.8m) Coiled, Power Pin 9, TxD on 2, True Converter, Low Temp -30C		•	
	<b>RS232</b>   ID: CBA-R37-C09ZAR Cable - RS232: DB9 Female Connector, 9ft (2.8m) Coiled, Power Pin 9	•		•
	<b>USB</b>   ID: CBA-U09-C15ZAR Cable - USB: Series A Connector, 15ft. (4.6m) Coiled	•		•
	<b>SHIELDED USB</b>   ID: CBA-U01-S07ZAR Cable - Shielded USB: Series A Connector, 7ft. (2m), Straight, BC 1.2	•		•
	<b>SHIELDED USB</b>   ID: CBA-U10-S15ZAR Cable - Shielded USB: Series A Connector, 15ft. (4.6m), Straight, BC 1.2	•		•



## SCANNER HOLDERS

		VH10	VC70	VC80
	<b>SCANNER HOLDER   ID: KT-SCANMNT-VC70-R</b> Mounting holder for the scanner. For LS34x8ER, LS35x8ER. Requires KT-ACCMNT-VC70-R Accessory side mount bracket			
	<b>ACCESSORY MOUNT   ID: KT-ACCMNT-VC70-R</b> Accessory side mount bracket		•	
	<b>SCANNER HOLDER   ID: 9008951</b> Thermotrax heated scanner holder with cable management system, 12 Volt, for LS/DS 34xx / 35xx	•	•	•
	<b>SCANNER HOLDER   ID: 9008953</b> Thermotrax heated scanner holder with cable management system, 36-48 Volt, for LS/DS 34xx / 35xx	•	•	•
	<b>SCANNER HOLDER   ID: 9008952</b> Thermotrax heated scanner holder with cable management system, 24 Volt, for LS/DS 34xx / 35xx	•		•
	<b>SCANNER HOLDER   ID: KT-SCANMNT-VC80-R</b> Side mounted holder for scanner	•		•


## STEP 4: KEYBOARDS

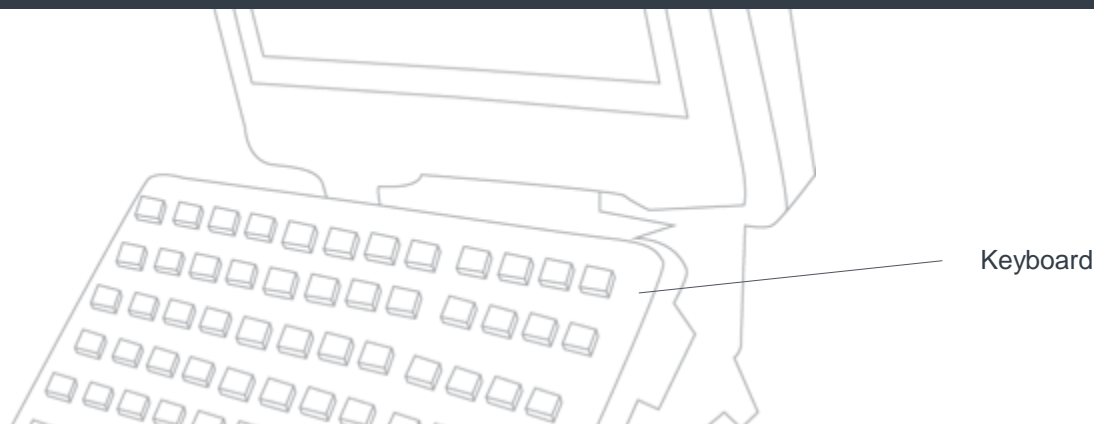


WHILE THE VH10 HAS A BUILT-IN KEYBOARD,  
THE VC70 AND VC80 GIVE YOU MULTIPLE  
OPTIONS.

VC80 KEYBOARDS — SLIDE 21

VC70 KEYBOARDS — SLIDE 22





### VC80

## KEYBOARDS AND MOUNTING OPTIONS



**KEYBOARD** | ID: 9010376  
iKey Keyboard, English, backlight, USB



**KEYBOARD** | ID: 9010377  
iKey Keyboard, English, color, USB











**KEYBOARD** | ID: SLK-101-M-USB-3F  
iKey Keyboard, 101 keys (12 Function keys), large numeric pad, backlight, USB



**MOUNTING TRAY** | ID: KT-KYBDTRAY-VC80-R  
Keyboard mounting tray. Includes tilting arms, knobs and screws. For all iKey keyboards.

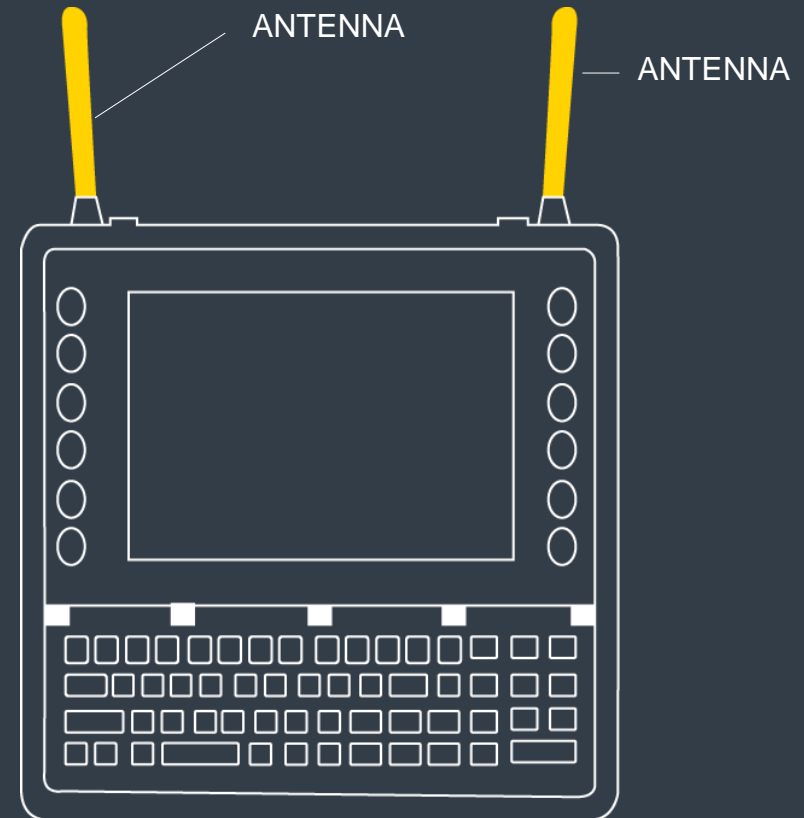
**SIDE MOUNT** | ID: KT-KYBDMNT-VC80-R  
Function/Numeric keypad side mount bracket

VC70	KEYBOARDS AND MOUNTING OPTIONS
	<b>KEYBOARD KIT   ID: KT-KYBDAZ-VC70-04R</b> "Keyboard, AZERTY, 65-key Backlit, IP66, secured USB-A, VC70. This bundle includes KT-KYBDTRAY-VC70-R mounting tray with its tilting arms, knobs and screws and protection grill KT-KYBDGRL1-VC70-R."
	<b>KEYBOARD KIT   ID: KT-KYBDNU-VC70-04R</b> "Keypad, Numeric, 21-key Backlit, IP66, secured USB-A, VC70. This bundle includes the KT-KYBDMNT-VC70-R keypad mounting bracket and protection grill KT-KYBDGRL2-VC70-R."
	<b>KEYBOARD KIT   ID: KT-KYBDQW-VC70-04R</b> "Keyboard, QWERTY, 65-key Backlit, IP66, secured USB-A, VC70. This bundle includes KT-KYBDTRAY-VC70-R mounting tray with its tilting arms, knobs and screws and protection grill KT-KYBDGRL1-VC70-R."
	<b>KEYBOARD   ID: KYBD-AZ-VC70-03R</b> "Keyboard, AZERTY, 65-key Backlit, IP66, secured USB-A, VC70 bundled with protection grill KT-KYBDGRL1-VC70-R. Requires KT-KYBDTRAY-VC70-R mounting tray."
	<b>KEYBOARD   ID: KYBD-NU-VC70-03R</b> "Keypad, Numeric, 21-key Backlit, IP66, secured USB-A, VC70 bundled with protection grill KT-KYBDGRL2-VC70-R. Requires the KT-KYBDMNT-VC70-R keypad mounting bracket"
	<b>KEYBOARD   ID: KYBD-QW-VC70-03R</b> "Keyboard, QWERTY, 65-key Backlit, IP66, secured USB-A, VC70 bundled with protection grill KT-KYBDGRL1-VC70-R. Requires KT-KYBDTRAY-VC70-R mounting tray"
	<b>KEYBOARD   ID: KT-KYBDTRAY-VC70-R</b> QWERTY/AZERTY Keyboard mounting tray. Includes tilting arms, knobs and screws.
	<b>KEYBOARD   ID: KT-KYBDMNT-VC70-R</b> Function/Numeric keypad side mount bracket

## STEP 5: ANTENNAS

YOUR OPTIONS OF ANTENNAS ARE WIDE: ——— SLIDE 25

- WIFI – VC70, VC80 & VH10
- NARROWBAND – VH10 ONLY
- GPS – VC80 ONLY
- RIGHT-ANGLE ADAPTER FOR INSTALLATIONS WITH LITTLE OVERHEAD SPACE – VC70, VC80 & VH10





## HERE'S A LIST OF ANTENNAS AND CONNECTIVITY FOR YOU TO CHOOSE FROM

### ALL VCS

### ANTENNAS & CONNECTIVITY FOR WIFI



**ANTENNA | ID: 20667-002**  
Whip antenna (stubby), 802.11 b/g - dipole 2 dBi reverse polarity SMA connector  
Antenna, dual band, 802.11 a/b/g/n, 2 dBi, RPSMA connector, magnetic mount, 2.9m, WiFi



**ANTENNA | ID: AN2010**  
Antenna, dual band, 802.11 a/b/g/n, 2 dBi, RPSMA connector, magnetic mount, 2.9m, WiFi



**ANTENNA | ID: AN2020**  
Antenna, dual band, 802.11 a/b/g/n, 2 dBi, RPSMA connector, magnetic mount, 2.9m, WiFi



**ANTENNA | ID: AN2030**  
Whip antenna (stubby), dual band, 802.11 a/b/g/n, 2.4GHz 2dBi, 5GHz 3.7 dBi, RPSMA connector, WiFi

### VC70

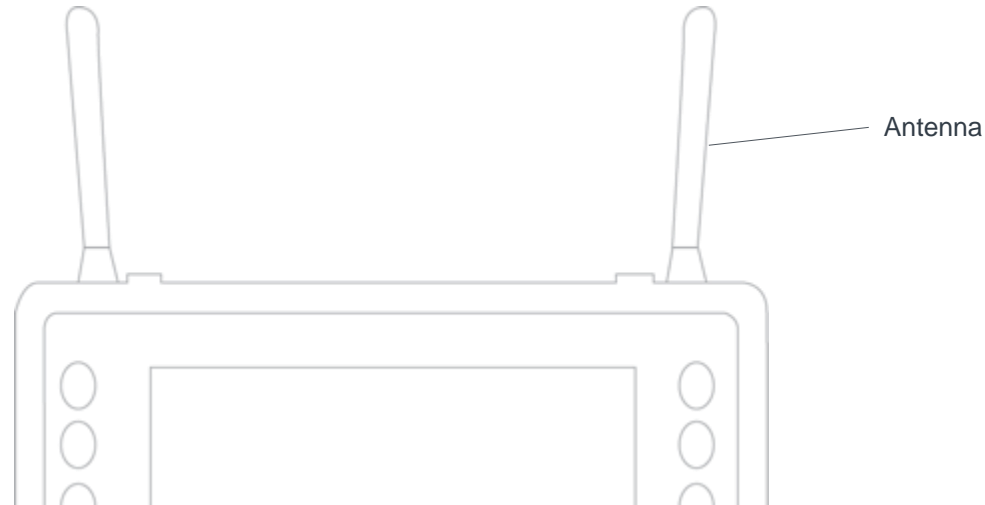
### ADAPTERS FOR VC70 TO ATTACH EXTERNAL WIFI ANTENNAS WITH RPSMA CONNECTOR



**ADAPTER | ID: RPSMA-RTRPSMA-05R**  
ANTENNA ADAPTER RPSMA - RTRPSMA, 5-PACK, Required for the VC70 WiFi Antennas



**ADAPTER | ID: RPSMA-RTRPSMA-10R**  
ANTENNA ADAPTER RPSMA - RTRPSMA, 10-PACK, Required for the VC70 WiFi Antennas



## VH10

## ANTENNAS & CONNECTIVITY FOR NARROWBAND



**ANTENNA | ID: 9009801**  
Antenna, Narrow Band 1/4 wave, 406-512 MHz 6" NB



**MOUNT | ID: 9009792**  
Mount, Magnetic, for Narrowband, antenna, SMA, 12' cable

## VC80

## ANTENNA FOR GPS



**ANTENNA | ID: RPSMA-RTRPSMA-05R**  
GNSS antenna, magnetic mount, 2.9 m cable

## ALL VCS

**ALSO AVAILABLE IS A RIGHT ANGLE ADAPTER FOR INSTALLATIONS WITH LITTLE SPACE OVERHEAD, ALL VCS**



**RIGHT ANGLE ADAPTER | ID: AR1000**  
Right Angle SMA reverse polarity plug-jack Adapter

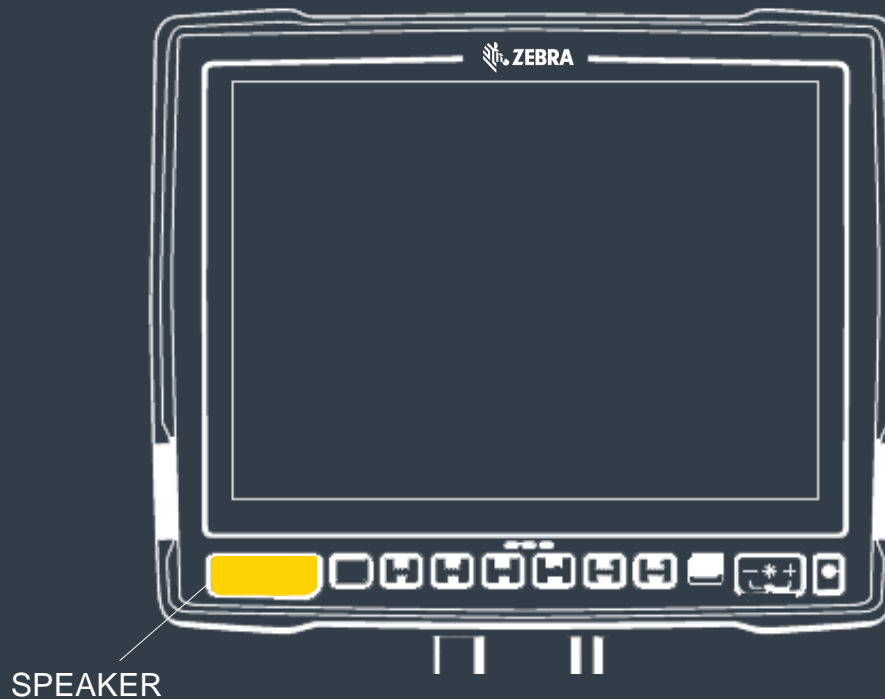

## STEP 6: VOICE











SELECT FROM TURNKEY KITS OR  
VOICE ACCESSORIES À LA CARTE.

YOUR VOICE OPTIONS — SLIDE 28

- VOICE

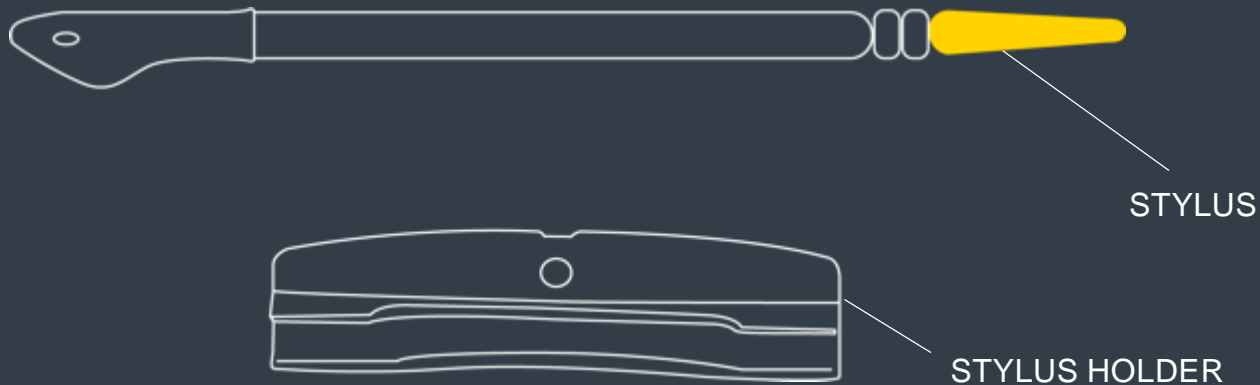












VOICE		VH10	VC70	VC80
	<b>MICROPHONE KIT   ID: KT-MIC-01R</b> This bundle includes the VC70 External PTT mic, the Motorola HMN1089B Water-resistant Palm Microphone or equivalent and the KT-ACCMNT-VC70-R Accessory Side mount bracket.			
	<b>MICROPHONE   ID: HMN1089B</b> Push-To-Talk Hand Microphone, GCAI connector, Water Resistant		•	
	<b>SIDE MOUNT   ID: KT-ACCMNT-VC70-R</b> Accessory Side mount bracket		•	
	<b>SPEAKER KIT   ID: KT-SPKR-01R</b> This bundle includes the External speaker, the Motorola HSN4039A 13 Watt water-resistant loudspeaker and the 25-159552-01 VC70 external speaker adapter cable.		•	
	<b>SPEAKER   ID: HSN4040A</b> External speaker, Motorola HSN4040A 13 Watt water-resistant loudspeaker. Requires 25-159552-01		•	
	<b>INTERFACE CABLE   ID: 25-159552-01</b> Speaker cable adapter, for HSN4040A, VC70. Required to connect the HSN4040A external speaker.		•	
	<b>SPEAKER/MIC   ID: M1000</b> Speaker/Mic with push-to-talk function	•		•

## STEP 7: MISCELLANEOUS

DON'T FORGET TO CONSIDER THESE: ——— SLIDE 30

- STYLUS
- SCREEN PROTECTOR
- CAN BUS CABLE
- USB TO ETHERNET ADAPTER

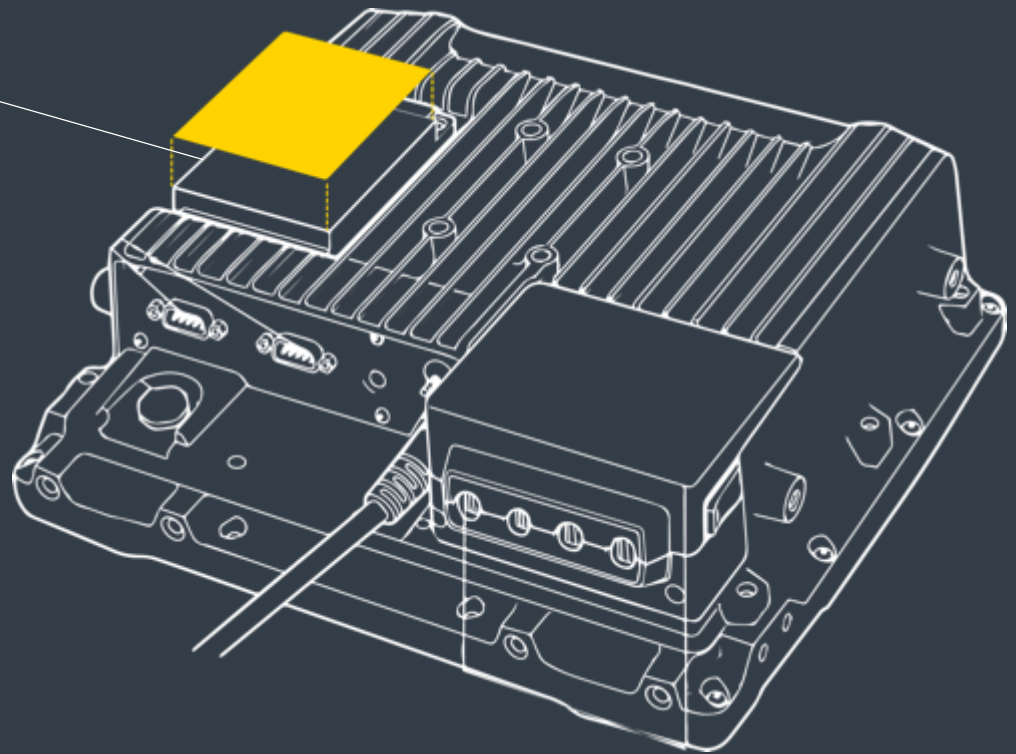































MISCELLANEOUS		VH10	VC70	VC80
	<b>ID: SL0001</b> Stylus and Stylus Holder	 •	 •	 •
	<b>ID: VA6200</b> Screen Protector Pack of 3	•		
	<b>ID: KT-SPRTCT-VC70-05R</b> Screen Protector Pack of 5		•	•
	<b>ID: CA1300</b> Screen blanking cable (DB9 to open wires)	•		•
	<b>ID: CB-000433-01</b> CAN Bus Cable (RJ45 to Deutsch)			•
	<b>ID: WA4070</b> USB to Ethernet Adapter	•		
	<b>ID: 25-159547-01</b> Cable DB15M to DB9M, for COM2		•	

## STEP 8: SERVICE PARTS

STOCK UP ON THESE ESSENTIAL SPARE PARTS: — SLIDE 32

- TOOL KIT
- KEYPADS
- TOUCH SCREENS
- SPARE BATTERY



SERVICE PARTS		VH10	VC70	VC80
	<b>ID: AL1001</b> QWERTY Keypad			
		•		
	<b>ID: AL1002</b> AZERTY Keypad			
		•		
	<b>ID: AL2002</b> Front with standard touch screen and function keys			
		•		
	<b>ID: AL2002</b> Front with heated touch screen and function keys			
		•		
	<b>ID: ST2000   TOOL BOX</b> Modular Services Kit			
		•		•
	<b>ID: KT-VC80-BTRY1-01</b> Spare Battery			
				•
	<b>ID: KT-VC80-SCRH1-01</b> Front with Touch Screen (heated)			
				•
	<b>ID: KT-VC80-SCRN1-01</b> Front with Touch Screen (non-heated)			
				•
	<b>ID: BTRY-VC70IAB00</b> Spare Battery			
			•	