

Nano X-II



The Nano X-II is the best performing RFID-on-metal tag in the industry for its size, with read ranges on metallic assets of up to 20 feet (6 meters).

It's constructed with robust materials and rated IP68 for high reliability and durability in all types of environments.



High performance
-to-size ratio



Superior on-metal
performance




Ceramic durability
and reliability



IP68



Hi-Temp and
caustic chemicals



- MRO Tool Tracking
- Manufacturing WIP
- IT Asset Management

[LEARN MORE >](#)

Performance Characteristics

Read range (handheld) ¹	Up to 14 ft (4 m)
Read range (fixed) ¹	Up to 20 ft (6 m)
Polarization	Linear
Attachment	3M 9495LE Adhesive

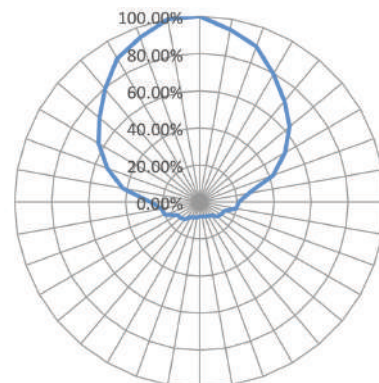
1. Performance based on standard testing methodologies. Performance may vary depending on environmental factors and reader output power.

Functional Specifications

RF protocol	EPC global Class 1 Gen2
Frequency	902-928 (US) ; 865-868 (EU)
IC type (chip) ¹	NXP UCODE 8
Memory	128-EPC bits, 96-bits TID, 0-bit user memory
Material	Industry grade polymer

- 1. The chip data retention is up to 50 years, based on chip operating under general environment conditions.*
- 2. EPC can be re-programmed, password protected, or permanently locked. TID is locked and unique at the point of manufacturing.*

Radiation Pattern



Environmental Specifications

Operational temperature	-40°C to +85°C
Survival temperature	-40°C to +150°C
IP rating	IP68
Compression strength	167 psi (1150 kPa)
Shock (drop)	3 ft (1 m) to concrete/granite
Vibration	MIL-STD-810G

Industry Compliance

RoHS	EU Directive 2011/65/EU
CE	Yes
ATEX/IECEx	Compliant
Warranty	1 year

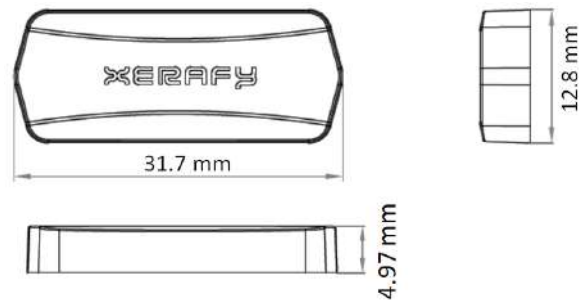
Order Information

X1120-US101-U8	Nano X-II US
X1120-EU101-U8	Nano X-II EU
Optional service	Encoding / Printing



Product Dimensions and Weight

Dimensions (in)	1.25 x 0.51 x 0.20
Tolerance	+/- 0.02
Dimensions (mm)	31.7 x 12.8 x 4.97
Tolerance	+/- 0.5
Weight	0.61 oz (17.2 g)



Installation Instructions

Instructions for optimal performances:

1. Clean the surface using Isopropyl alcohol, alcohol pad or equivalent solvent to ensure surface is free from dirt, dust, oil and misc, debris that may affect adhesion.
2. Handle the tag by edges, peel release liner from back ensuring not to touch the adhesive.
3. Place the tag in desired tagging location and firmly apply even pressure to the tag for 5 seconds.
4. Do not disturb newly mounted tag for at least 15 minutes to ensure proper adhesive seating.

About Xerafy

Xerafy designs and manufactures the world's toughest RFID tags to power Industrial IoT applications in Aerospace, Oil & Gas, Automotive, Healthcare and Manufacturing.

For Product inquiries: sales@xerafy.com
Singapore | China | US | UK

[GO TO WEBSITE >](#)